

# Argyle Police Department 2018 Annual Report to Community

---



Data Prepared by:

Admin Cindy Hess

Sgt. Louie Adams

Sgt. Daniel Rounsavall

Cpl. Steve Wallace

P/E Tech Amanda Williams

Chief T. Cottle



# Argyle Police Department



---

Dear Mayor Moser and Members of the Council:

The Argyle Police Department is pleased to present our annual report to the Town Council. This report is comprised of the activities of the Department for calendar year 2018. Most of the statistical analysis and documents presented are required as a part of our continued compliance with recognition standards through the Texas Police Chief's Association Recognition program, best practices and State law.

The year 2018 was an exciting time as we brought on new officers and expanded our goals. Most importantly we expanded our service level to the citizens we serve. We greatly increased our communications using public media. We continued our informational sessions like Coffee with a Cop and a Town Hall type open microphone meetings to enable direct community feedback. We also held a super National Night Out (NNO) that brought the biggest crowd yet.

The Crime Control and Prevention District continues to fund innovative programs, vehicles and technology to assist us in all aspects of our job and service to the citizen.

Thanks to the success of our reorganized recruiting efforts, we have been successful in filling all our authorized openings as of January 1<sup>st</sup>, 2019. We appreciate the support of the community, town staff and our elected officials in making that happen.

A handwritten signature in cursive script that reads "Temple Cottle".

Chief Temple Cottle  
Argyle Police Department



# Argyle Police Department



## Contents

The Year in Review – A Safe Community .....	4
Use/Display of Force .....	5
Racial Profiling .....	5
Pursuits.....	6
Accidents and Injuries.....	6
Crime Control and Prevention District .....	7
Inter-local Cooperation .....	7
Training.....	8
Patrol & Traffic Division.....	8
Goals and Objectives .....	8
Call Activity Definitions:.....	9
Calls for Service.....	10
Citation Summary .....	14
Traffic Division.....	16
Traffic Counts .....	16
Crash Reports.....	17
Number of Crashes by Month.....	17
Number of Crashes by Day of the Week .....	18
Number of Crashes by Cause.....	19
Criminal Investigations .....	20
CID Traffic Related Cases .....	20
Expanded Areas of Investigation and Training.....	20
Property & Evidence.....	21
Inspections & Inventories .....	21
Prescription Drop-off/Destruction .....	21
Property/Evidence Items Received In 2018.....	21
Property/Evidence Items Disposed In 2018.....	22
Current Inventory.....	22
Uniform Crime Report.....	23



# Argyle Police Department



---

## The Year in Review – A Safe Community

The Argyle Police Department continually strives to keep our community safe and secure through collaborative problem-solving and active law enforcement. The philosophy of Community Policing means we listen to what citizens have to say, respond to complaints, and seek long-term solutions to neighborhood problems and challenges. Our staff is well-trained, well-equipped and dedicated to serving our community.

The crime rate is down in Argyle. We do not take pride in that fact when citizens are still experiencing a loss, but the trend is in the right direction.

Whether one lives or works in Argyle, or is just passing through, the department stands ready to serve. Of course, the department cannot do it alone. It needs your help in reporting suspicious activity and crime, becoming and remaining involved in our community watch programs, and sharing information with us to preserve order and safety.

Our mission statement reflects these values and states:

“The mission of the Argyle Police Department is to work with citizens and others, who are in need of our services to preserve life, maintain human rights, protect property, and promote individual responsibility and community commitment.”

## Professional Standards

As part of our recognition program best practices, we have a set of standards that includes review of complaints, display or use of force, pursuits, on duty injuries and external complaints against officers. These areas are known to be high profile, so we not only track these occurrences, but have an internal review board that checks for policy adherence and offers suggestions for improvement.

As the Chief of Police, there is also an analysis on each of these areas that should raise the awareness to the department or point out any red flags.



# Argyle Police Department



## Use/Display of Force

Officers were dispatched to assist other agencies as cover units in four events. Lethal cover was displayed to provide safety for the contact officers. Three events were for armed suicidal victims. Again, lethal cover was displayed to provide safety for contact officers.

There was not a pattern of use or display of force by any officer of this agency and no use of force complaints were filed with the Argyle Police Department.

A departmental review was completed after each incident by supervisors of this department. At the conclusion of these reviews it was determined that further training opportunities were not needed specific to the incidents. In the event that a supervisor is directly involved in a use of force incident, that supervisor is not included in the departmental review of that particular use of force incident. No use of force incident required the Chief of Police to issue policy based upon the recommendation of the review lead and the review.

## Racial Profiling

The Argyle Police Department complies with the Texas Code of Criminal Procedure 2.131 on racial profiling. This section and following requires a specific data collection system and reporting of that data. There must also be a scholarly analysis of that data in an attempt to uncover a bias that would result in illegal racial profiling.

Of the 5,567 traffic encounters that required reporting racial profiling data, the following state identified and stipulated races were reported as drivers contacted:

- Black 555
- Asian/Pacific Islander 162
- White 4201
- Hispanic/Latino 636
- Alaska Native/American Indian 13

These stops were initiated by 3,525 moving traffic violations and 2,028 vehicle traffic violations. Of those stops, officers had reason to search the vehicles 221 times. Of those searches, officers discovered illegal contraband 116 times. There were 2,636 citations, 2,874 warnings and 42 arrests made.



# Argyle Police Department



---

The transient mobile population in Argyle varies greatly hour by hour. In 2018, there were over 380,000 vehicle movements in Argyle that were counted. The actual race population of Argyle either daytime or nighttime is not known or accurately estimated for 2018.

During 2018, there were not any sustained documented racial profiling complaints against any Argyle Officers. There is not any discernable pattern of illegal racial profiling based on the data collected.

## Pursuits

There were three vehicle pursuits conducted in 2018 that were all initiated by other agencies due to the status of felony violations from the driver/offender. Of these three pursuits, all were agency assists for stolen vehicles, burglary/theft, and family violence assault that involved a weapon.

Based on the analysis of the reports, there were not any policy violations and the current training of the officers appears effective.

## Accidents and Injuries

During 2018, there occurred one reportable accident involving a Police Department vehicle and no reportable injuries. The one accident occurred in the Police Department parking lot when a patrol vehicle brushed the parking awning while backing up. The damage was repaired and the vehicle was placed back into service.

Based on the analysis of the report, corrective coaching was implemented to attempt avoidance of this type of accident in the future.



# Argyle Police Department



---

## Crime Control and Prevention District

**The Crime Control and Prevention District (CCPD)** Provides services to the community of Argyle via a sales tax collection and expenditure separate from the general fund budget. The CCPD budget, which is monitored by the Council-appointed board, delivers service by purchasing equipment for the police department targeting crime reduction and projects held during the year. In 2018, the CCPD provided the following major contributions to the community:

- Red Ribbon Week Sponsor for Hilltop and Argyle Intermediate schools
- Contributed to Project Graduation for Argyle High School
- Hosted Argyle Senior Citizens' Center Luncheons
- Drug Collection box. Approximately 400 lbs. destroyed.
- Argyle Police Officer appreciation and recognition banquet
- Replaced both in-car and body cameras with an upgraded system
- Purchased and equipped a new patrol vehicle
- Funded both a STEP and Lateral Entry plans for hiring and retention of officers
- Sponsored National Night Out for the Town at the new Town Park

## Inter-local Cooperation

This agency continues to work jointly with the AISD Police Department through a Memorandum of Understanding for Law Enforcement Services.

Our communications (911, radio service) are handled through Denton County with an inter-local agreement for Shared Governance Program for dispatch services.

Denton County also hosts and maintains a multi-jurisdictional records management system (RMS) for Denton County and several police and fire departments in the County. We maintain access to, and have an Inter-local agreement for IT support related to RMS.

We have an active cooperative regional arrangement with the cities of Southlake, Keller, Roanoke and Bartonville for major accident investigations and reconstruction via our traffic officer, who is a certified accident reconstruction investigator.



# Argyle Police Department



## Training

Officers of the Argyle Police Department had the following documented training hours during 2018. Training highlights included the Traffic Officer certified as an Advanced Accident Investigator and Reconstruction Specialist. Two officers promoted to supervisor also attended 1<sup>st</sup> line supervisor school. Training is a top priority for this administration.

Year	2016	2017	2018	"+/-"
Training Hours Combined	477	326	908	179%







## Patrol & Traffic Division

### Goals and Objectives

It is the objective of the Argyle Police Department’s Patrol Division to provide professional police services to citizens, visitors, and businesses of Argyle through modern and effective methods. To ensure the safety and security of our community, the Patrol Division officers work closely with the citizens and businesses of Argyle, as well as other law enforcement and public safety agencies in Denton County.

The Patrol Division is currently staffed by six police officers and two sergeants.

The duties of the Patrol Division officers include the following:

-  Responding to calls for service
-  Providing for police patrol for the Town
-  Communicating with the public on a regular basis in order to disperse and gather information and take action on relevant community issues
-  Conducting preliminary investigations
-  Arresting offenders and completing related reports
-  Monitoring vehicle traffic and the enforcement of traffic laws






# Argyle Police Department



During the year, the following activities were measured.

### Activity Counts for Patrol & Traffic Division

Category & Year	2016	2017	2018	+/-
Close Patrol	1,275	1,225	1,132	-8%
Business Contacts	9	5	179	3480%
Arrests	72	77	183	138%
Citations	2,192	2,563	2,723	6%
Traffic Stops	4,237	4,564	5,633	23%
Accident Reports	97	109	187	72%
Calls for Service	4,955	4,811	5,744	19%
Response Time	7:22	9:11	7:17	-21%
Miles Driven	84,261	83,486	108,814	30%

 An education campaign on Close Patrol was conducted to increase awareness of the benefit during December 2018.

### **Call Activity Definitions:**

**Close patrols** consist of citizen or business requests for special patrols of their property for vacations, special patrols and crime deterrence.

**Business contacts** are officer visits to businesses to update contact information and inquire about any crime prevention tactics that may be needed or suggested.

**Arrests** are the number of arrests made for violations of penal law.

**Citations** consist of traffic stops or other enforcement actions that results in a summons to court.

**Traffic stops** are initiated by officers for violations of traffic laws and suspicious circumstances.

**Accidents** account for the number of accidents that resulted in a completed accident report. It does not include accidents where the driver(s) declined a report.

**Calls for service** includes all initiatives made via dispatch or as a result of officers' actions. It does not include traffic stops.

**Response time** measures the time it takes an officer to arrive at an incident after being notified by dispatch. This number is an average for 2018, across all priority calls and requests.



# Argyle Police Department



## Calls for Service

The following tables are an accumulation for 2018 on the calls for service for the Argyle Police Department District (ARPD).

### DENTON COUNTY SHERIFFS OFFICE

#### Events by Nature Code by Agency

Agency: ARPD, Event date/Time range: 01/01/2018 00:00:00 - 12/31/2018 23:59:59

Agency Code	Nature Code	Rpt Only	Self Init	CFS	Total	% Total	Avg Disp Time	Avg Resp Time	Avg Scene Time	Total Call Time	Avg Call Time
ARPD	ABANDONED VEHICLE	0	47	0	47	0%	0:00:01	0:00:00	0:07:33	5:55:20	0:07:34
	ABDOMINAL PAIN PROBLEMS	0	0	1	1	0%	0:00:17	0:09:23	0:11:38	0:21:18	0:21:18
	ADMINISTRATIVE DUTY	0	1010	8	1018	9%	0:00:07	0:35:11	1:32:57	1575:18:35	1:32:51
	ADMINISTRATIVE ME	0	1	0	1	0%	0:00:01	0:00:00	0:19:40	0:19:41	0:19:41
	AGENCY ASSIST	0	106	156	262	2%	0:01:46	0:09:46	0:35:09	168:00:30	0:38:29
	ANIMAL COMPLAINT	0	1	0	1	0%	0:00:00	0:00:00	0:02:17	0:02:17	0:02:17
	ASSAULT	0	1	2	3	0%	0:02:08	0:04:30	1:28:15	4:38:04	1:32:41
	ASSAULT OR SEXUAL ASSAULT	0	0	1	1	0%	0:00:33	0:03:45	0:50:54	0:55:13	0:55:13
	ASSAULT SEXUAL	0	1	2	3	0%	0:10:34	0:21:26	5:11:06	16:37:19	5:32:26
	AUTO THEFT	0	0	3	3	0%	0:08:25	0:02:20	0:44:30	2:43:28	0:54:29
	BREATHING PROBLEMS	0	0	2	2	0%	0:05:17	0:05:20	0:12:07	0:45:31	0:22:46
	BUILDING CHECK	0	12	0	12	0%	0:00:01	0:00:00	0:06:03	1:12:55	0:06:05
	BURGLARY	0	0	12	12	0%	0:10:27	0:06:13	1:16:51	18:36:02	1:33:00
	CARBON MONOXIDE OR HAZMAT	0	1	6	7	0%	0:03:00	0:04:49	0:46:43	6:13:55	0:53:25
	CARDIAC OR RESP ARREST	0	0	4	4	0%	0:00:30	0:08:29	1:49:57	7:55:13	1:58:48
	CHILD CUSTODY	0	0	3	3	0%	0:10:10	0:11:52	0:24:17	2:07:06	0:42:22
	CITIZEN ASSIST	0	0	1	1	0%	0:00:06	0:00:00	0:00:00	1:28:11	1:28:11
	CIVIL SERVICE	0	1	0	1	0%	0:00:01	0:00:00	0:00:07	0:00:08	0:00:08
	CLOSE PATROL	0	1126	6	1132	10%	0:00:05	0:09:37	0:03:21	65:21:55	0:03:28
	CPS REFERRAL	0	2	0	2	0%	0:00:01	0:00:00	0:18:48	0:37:37	0:18:49
	CRIMINAL MISCHIEF	0	3	15	18	0%	0:03:29	0:08:54	0:29:46	12:10:37	0:40:35
	CRIMINAL TRESPASS	0	1	9	10	0%	0:11:30	0:07:39	0:26:59	6:59:57	0:42:00
	DEADLY CONDUCT	0	2	2	4	0%	0:00:01	0:07:11	0:35:07	2:34:55	0:38:44
	DISTURBANCE	0	3	27	30	0%	0:05:04	0:07:00	0:45:43	25:32:31	0:51:05

Report Generated: 01/14/2019 19:49:45 | User ID: BPUTNAM

\\sungardapp2\lossicad\cad\rpt\Other\_EventsByNatureAgcy

Page 1 of 4

CFS=Calls for Service / Rpt=Report Only / Self Init=Officer Initiated / Disp=Dispatch



# Argyle Police Department



Agency Code	Nature Code	Rpt Only	Self Init	CFS	Total	% Total	Avg Disp Time	Avg Resp Time	Avg Scene Time	Total Call Time	Avg Call Time
	DISTURBANCE DOMESTIC	0	0	6	6	0%	0:01:58	0:05:17	0:37:39	3:47:17	0:37:53
	DOWN POWER LINES	0	0	2	2	0%	0:00:20	0:06:49	0:03:59	0:22:15	0:11:08
	EMERGENCY MESSAGE	0	1	2	3	0%	0:02:48	0:05:22	0:22:22	1:23:25	0:27:48
	ESCORT COURTESY	0	1	0	1	0%	0:00:01	0:00:00	0:41:52	0:41:53	0:41:53
	FALLS	0	1	2	3	0%	0:00:20	0:03:06	0:24:25	1:20:09	0:26:43
	FIRE ELECTRICAL	0	0	1	1	0%	0:00:08	0:00:00	0:00:00	0:12:33	0:12:33
	FIRE GRASS	0	0	6	6	0%	0:02:55	0:05:04	0:24:29	3:01:47	0:30:18
	FIRE STRUCTURE	0	0	3	3	0%	0:00:25	0:05:47	1:19:55	2:52:03	0:57:21
	FIRE VEHICLE	0	0	6	6	0%	0:01:53	0:07:59	0:44:11	3:49:17	0:38:13
	FIREWORKS COMPLAINT	0	0	5	5	0%	0:07:27	0:11:00	0:09:07	2:17:56	0:27:35
	FOLLOW UP INVESTIGATION	0	168	36	204	2%	0:02:29	0:06:16	0:34:53	128:25:24	0:37:46
	FORGERY FRAUD	0	1	12	13	0%	0:03:31	0:06:38	0:45:34	11:41:10	0:53:56
	FOUND PROPERTY	0	6	4	10	0%	0:02:22	0:03:04	0:27:56	5:01:12	0:30:07
	GUN SHOTS HEARD	0	1	3	4	0%	0:00:45	0:09:00	0:06:55	0:57:42	0:14:26
	HANG UP 911	0	0	30	30	0%	0:02:03	0:04:45	0:12:13	9:06:40	0:18:13
	HARASSMENT	0	1	14	15	0%	0:07:08	0:07:23	0:35:43	12:18:52	0:49:15
	HEMORRHAGE LACERATIONS	0	0	1	1	0%	0:00:34	0:04:06	0:14:48	0:19:28	0:19:28
	INTOXICATED PERSON	0	1	2	3	0%	0:03:27	0:06:11	3:05:41	6:34:38	2:11:33
	JUVENILE COMPLAINT	0	8	1	9	0%	0:00:39	0:03:45	0:19:41	3:02:55	0:20:19
	K-9 NARCOTIC	0	1	0	1	0%	0:00:01	0:00:00	0:37:19	0:37:20	0:37:20
	MEET COMPLAINANT	0	273	73	346	3%	0:03:11	0:05:16	0:19:15	126:09:24	0:21:53
	MISSING PERSON	0	0	2	2	0%	0:10:14	0:18:45	0:24:35	1:36:53	0:48:27
	MOTOR/BOATER ASSIST	0	176	78	254	2%	0:02:54	0:08:27	0:11:53	68:24:20	0:16:10
	NARCOTICS	0	1	2	3	0%	0:00:57	0:04:15	0:16:41	1:01:26	0:20:29
	NOISE COMPLAINT	0	0	13	13	0%	0:06:30	0:08:27	0:12:10	5:42:41	0:26:22
	OPEN DOOR	0	41	2	43	0%	0:00:16	0:04:15	0:04:20	3:10:18	0:04:26
	ORDINANCE VIOLATION	0	36	12	48	0%	0:01:41	0:06:06	0:07:17	8:30:48	0:10:39
	OVERDOSE POISONING	0	0	1	1	0%	0:00:21	0:02:26	0:21:04	0:23:52	0:23:52

Events by Nature Code by Agency

Page 2 of 4

CFS=Calls for Service / Rpt=Report Only / Self Init=Officer Initiated / Disp=Dispatch



# Argyle Police Department



Agency Code	Nature Code	Rpt Only	Self Init	CFS	Total	% Total	Avg Disp Time	Avg Resp Time	Avg Scene Time	Total Call Time	Avg Call Time
	PERSON WITH A GUN	0	0	2	2	0%	0:03:30	0:03:15	0:19:40	0:52:50	0:26:25
	PREGNANCY CHILDBIRTH	0	0	1	1	0%	0:00:10	0:10:00	0:13:04	0:23:15	0:23:15
	PROWLER	0	0	1	1	0%	0:01:17	0:04:43	0:12:34	0:18:34	0:18:34
	PSYCH OR SUICIDE ATTEMPT	0	0	4	4	0%	0:01:17	0:04:39	1:52:46	7:54:49	1:58:42
	RECKLESS DRIVER/BOATER	0	4	83	87	1%	0:04:57	0:04:36	0:23:52	30:24:48	0:20:58
	ROAD BLOCKAGE HAZARD	0	19	42	61	1%	0:02:52	0:08:00	0:09:50	17:06:22	0:16:50
	SAFETY INSPECTION	0	3	0	3	0%	0:00:01	0:00:00	0:04:31	0:13:37	0:04:32
	SEX OFFENDER VERIFICATION	0	1	0	1	0%	0:00:01	0:00:00	0:01:07	0:01:08	0:01:08
	SICK PERSON	0	0	2	2	0%	0:00:25	0:07:40	0:33:34	0:47:37	0:23:49
	SPECIAL PATROL	0	5	0	5	0%	0:00:00	0:00:00	1:15:23	6:16:58	1:15:24
	STROKE	0	0	2	2	0%	0:00:05	0:00:00	0:14:56	0:16:06	0:08:03
	SUSP PERSON/VEHICLE/ACTIVITY	0	179	105	284	2%	0:02:27	0:06:54	0:13:03	78:02:17	0:16:29
	TERRORISTIC THREAT	0	0	3	3	0%	0:23:51	0:07:21	0:30:50	2:27:56	0:49:19
	THEFT	0	4	14	18	0%	0:19:33	0:06:39	0:29:38	14:54:57	0:49:43
	TRAFFIC	1	5632	0	5633	50%	0:00:01	0:08:16	0:07:51	738:02:40	0:07:52
	TRAFFIC COMPLAINT	0	91	63	154	1%	0:04:41	0:06:59	0:15:09	52:58:06	0:20:38
	TRAUMATIC INJURIES	0	0	1	1	0%	0:00:02	0:04:54	0:05:41	0:10:37	0:10:37
	UNCONSCIOUS FAINTING	0	1	4	5	0%	0:00:12	0:02:45	0:13:51	1:21:06	0:16:13
	VACATION WATCH	0	571	0	571	5%	0:00:01	0:00:00	0:02:01	19:27:24	0:02:03
	VEHICLE CHECK	0	58	0	58	1%	0:00:01	0:00:00	0:03:05	3:00:28	0:03:07
	VEHICLE COMPLAINT	0	36	25	61	1%	0:04:23	0:05:53	0:15:32	20:14:40	0:19:55
	WALK THRU	0	179	0	179	2%	0:00:01	0:00:19	0:10:21	30:56:26	0:10:22
	WARRANT SERVICE	0	5	0	5	0%	0:00:01	0:20:24	2:33:03	13:46:35	2:45:19
	WELFARE CONCERN	0	16	73	89	1%	0:04:58	0:07:31	0:22:13	44:24:50	0:29:57
	<b>Subtotals for No Summary Code</b>	<b>1</b>	<b>9839</b>	<b>1004</b>	<b>10844</b>	<b>95%</b>	<b>0:02:55</b>	<b>0:07:24</b>	<b>0:34:43</b>	<b>3423:46:02</b>	<b>0:39:06</b>
	TRAFFIC TRANSPORT INCIDENT	0	26	161	187	2%	0:03:13	0:06:41	0:50:32	173:59:41	0:55:50
	<b>Subtotals for ACC</b>	<b>0</b>	<b>26</b>	<b>161</b>	<b>187</b>	<b>2%</b>	<b>0:03:13</b>	<b>0:06:41</b>	<b>0:50:32</b>	<b>173:59:41</b>	<b>0:55:50</b>

Events by Nature Code by Agency

Page 3 of 4

CFS=Calls for Service / Rpt=Report Only / Self Init=Officer Initiated / Disp=Dispatch



# Argyle Police Department



Agency Code	Nature Code	Rpt Only	Self Init	CFS	Total	% Total	Avg Disp Time	Avg Resp Time	Avg Scene Time	Total Call Time	Avg Call Time
	ALARM	0	2	167	169	1%	0:03:27	0:06:24	0:09:18	48:51:56	0:17:21
	ALARM HOLDUP PANIC SILENT	0	0	13	13	0%	0:03:00	0:06:30	0:08:37	3:26:19	0:15:52
	ALARM MEDICAL	0	0	2	2	0%	0:00:58	0:06:39	0:07:13	0:16:22	0:08:11
	<b>Subtotals for ALRM</b>	<b>0</b>	<b>2</b>	<b>182</b>	<b>184</b>	<b>2%</b>	<b>0:02:28</b>	<b>0:06:31</b>	<b>0:08:23</b>	<b>52:34:37</b>	<b>0:13:48</b>
	ANIMAL BITE ATTACKS	0	0	1	1	0%	0:01:13	0:05:49	0:17:52	0:24:54	0:24:54
	ANIMAL BITE REPORT	0	0	2	2	0%	0:03:18	0:03:58	0:12:14	0:38:59	0:19:30
	ANIMAL COMPLAINT	0	15	64	79	1%	0:09:15	0:09:34	0:15:57	37:58:15	0:28:50
	ANIMAL CRUELTY REPORT	0	0	6	6	0%	0:11:02	0:03:52	0:08:17	2:15:16	0:22:33
	LOOSE LIVESTOCK	0	7	67	74	1%	0:04:30	0:08:54	0:13:19	29:28:27	0:23:54
	<b>Subtotals for ANML</b>	<b>0</b>	<b>22</b>	<b>140</b>	<b>162</b>	<b>1%</b>	<b>0:05:52</b>	<b>0:06:25</b>	<b>0:13:32</b>	<b>70:45:51</b>	<b>0:23:56</b>
	<b>Subtotals for ARPD</b>	<b>1</b>	<b>9889</b>	<b>1487</b>	<b>11377</b>	<b>100%</b>	<b>0:03:05</b>	<b>0:07:17</b>	<b>0:32:41</b>	<b>3721:06:11</b>	<b>0:37:31</b>

CFS=Calls for Service / Rpt=Report Only / Self Init=Officer Initiated / Disp=Dispatch



# Argyle Police Department



## Citation Summary

User: TCOTTLE	ARGYLE POLICE DEPARTMENT	01/15/2019 14:53
---------------	--------------------------	------------------

### Summons/Citations Charge Summary

Agency: ARGYLE PD, Date Range: 01/01/2018 00:00:00 - 12/31/2018

Charges	Count
VIOLATE DL RESTRICTION	1
PASS IN NO PASSING ZONE	75
OPEN CONTAINER IN MOTOR VEHICLE -	4
DISREGARD HANDS FREE ORDINANCE	58
DISREGARD FLASHING RED SIGNAL	2
FAIL TO YIELD - STOP INTERSECTION	1
MINOR POSSESSION ALCOHOL	2
UNREGISTERED VEHICLE - TRAILER	1
DRIVING WHILE LICENSE	95
RECKLESS DAMAGE OR DESTRUCTIONS	2
PERMIT UNLICENSE PERSON TO DRIVE	2
DRIVING WHILE LICENSE SUSPENDED	2
ILLEGAL PASS ON RIGHT	2
PASSING AUTHORIZED EMERGENCY	8
FAIL TO MAINTAIN FINANCIAL	113
FAIL TO IDENTIFY GIVING FALS/FICTITIOUS	1
EXPIRED DL	16
SPEEDING 15 MILES OR MORE OVER POSTED	2
DISREGARD STOP SIGN	9
DISREGARD TRAFFIC CONTROL DEVICE	48
FAIL TO YIELD ROW TO EMERGENCY	1
DISREGARD RED LIGHT	7
ASSAULT - INTENTIONALLY/KNOWINGLY	2
PARK IN FIRE LANE	2
TURN LEFT FROM WRONG LANE	1
FOLLOW TOO CLOSELY	13
UNCLEAN LICENSE PLATE	1
AFTER HOURS CONSTRUCTION	4
POSS OF DRUG PARAPHERNALIA	107
DUI - MINOR	2
PUBLIC INTOXICATION	1
FAIL TO YIELD ROW TURNING LEFT	1
MINOR CONSUMPTION ALCOHOL	1
DEFECTIVE TAIL LAMPS	1
DROVE ON IMPROVED SHOULDER	1
SPEEDING 10 PERCENT OR GREATER ABOVE	1,694
CUT ACROSS DRIVEWAY TO MAKE TURN	1
FAIL TO DISPLAY DL	2
UNAPPROVED GLASS COATING	1
POSS OR DELIVERY OF DRUG	1
NO DRIVERS LICENSE	97
DROVE TO LEFT OF ROTARY ISLAND	1
DISPLAY LICENSE PLATE OF ANOTHER	2
LOCAL DESTINATION REQUIRED (TRUCK)	52



# Argyle Police Department



---

<u>Charges</u>	<u>Count</u>
OPERATE UNREGISTERED MOTOR VEHICLE	2
FAIL TO CHANGE ADDRESS	2
DISREGARD SIGNAL AT RR CROSSING	4
PARKED IN NO PARKING AREA/ZONE	2
EXPIRED LICENSE PLATES	269
SPEEDING	3
POSS PURCHASE OR CONSUMPTION OF	1
<b>Total:</b>	<b>2,723</b>



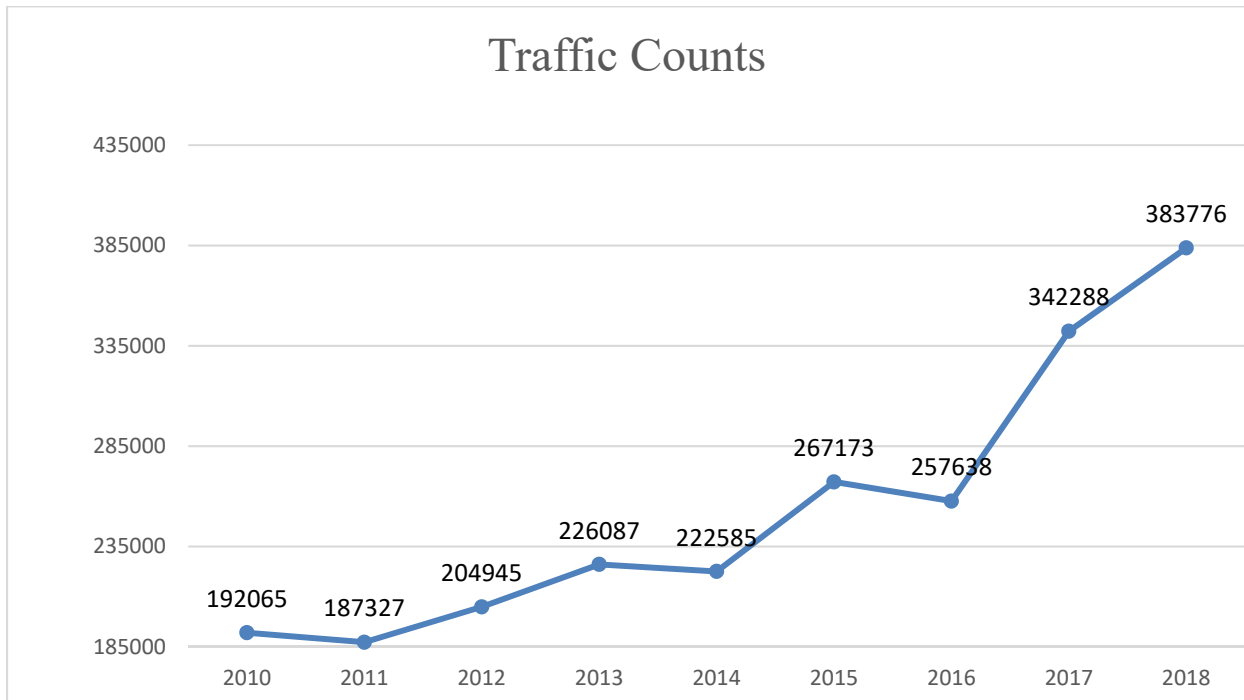
# Argyle Police Department



## Traffic Division

One of the biggest non educational impacts on the day to day operations of the police Traffic Division is the amount of traffic that moves through town. The traffic movements are counted and provided by the Argyle Public Works Department. Even with the general population of Argyle experiencing slow to moderate growth, the amount of daily traffic counts affect the total solutions capability delivered by the Traffic Officer. The biggest impact is on accident statistics but can also be seen in moving violations caused by impatience, road rage and the pure numbers of vehicles.

## Traffic Counts





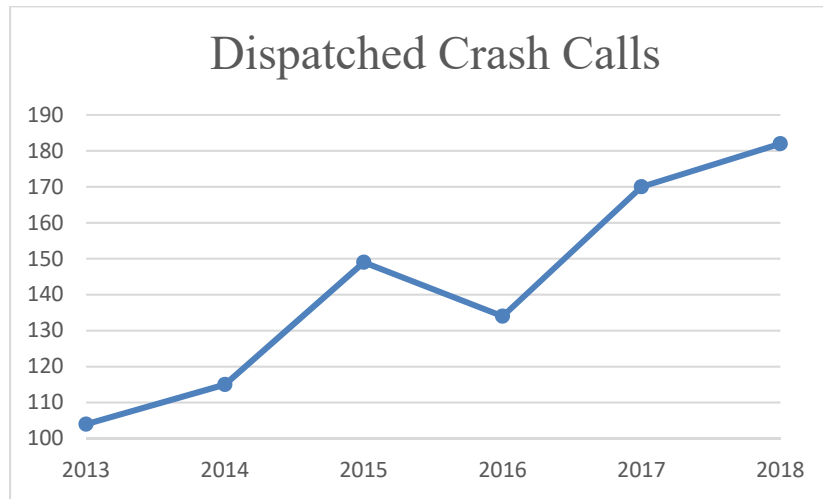


# Argyle Police Department



## Crash Reports

In 2018, we were dispatched to 182 crashes. Of these crashes, 98 required an actual crash report. We experienced a 7% increase in dispatched crashes from last year. We had a 10% decrease in reportable crashes from last year. The graph below shows a 6 year, 75% increase in dispatched crashes.



The table below shows which month had the most dispatched crashes for the last 3 years. In 2018, May had the most crashes with 22. December had the fewest crashes with only 11.

### Number of Crashes by Month

Month	2016	2017	2018
January	6	18	15
February	18	9	12
March	6	8	13
April	8	14	17
May	11	19	22
June	12	14	11
July	9	9	17
August	12	16	20
September	17	13	16
October	12	18	15
November	15	14	13
December	8	18	11
Totals	134	170	182



# Argyle Police Department



The table below shows the number of crash reports completed on a specific day of the week. In 2018, Monday had more crashes which required a crash report and Saturday generated the least.

## Number of Crashes by Day of the Week

Day	2016	2017	2018
Monday	15	15	21
Tuesday	16	10	14
Wednesday	10	18	12
Thursday	16	28	17
Friday	16	21	19
Saturday	7	13	7
Sunday	17	4	8
Total	97	109	98

\*Note the total is the number of actual accident reports completed and filed with TxDOT. This will differ from the total number of accidents we were dispatched to.



# Argyle Police Department



In 2018, failure to control speed was the number one cause for crashes in the Town of Argyle. Driver inattention and distraction dropped in numbers. We would hope that aggressive enforcement of the hands free laws contributed to the decrease in accidents caused by driver inattention.

## Number of Crashes by Cause

Cause	2016	2017	2018
Fail to Control Speed	15	30	25
Driver Inattention	12	24	8
Fail to Yield Right of Way	10	11	13
Ran Red Light	1	0	4
Animal in Roadway	7	1	1
Speeding	0	1	0
Change Lanes when unsafe	5	4	6
Follow to Close	22	7	7
Fail to Maintain Single Lane	1	1	2
Faulty Evasive Action	6	7	5
Driving While Intoxicated	0	3	5
Debris in Roadway	0	1	0
Backed without Safety	4	0	1
Fell Asleep	5	2	3
Drove on Wrong Side of Roadway	0	0	0
Disregard Traffic Control Device	0	0	0
Other	3	1	3
Faulty Equipment	0	3	2
Distracted Driver	2	7	4
Passing no passing zone	0	2	1
unsecured load	1	0	1
fail to pass safely	1	3	3
Turned improperly	1	1	3
Disregard RR Crossing	0	0	0
Stuck RR Crossing	0	0	0
Ran Stop Sign	1	0	1
	97	109	98



# Argyle Police Department



## Criminal Investigations

The Criminal Investigations Division (CID) is responsible for investigating cases filed with the Police Department. Offenses range from homicides to criminal mischief. Other duties include interviewing suspects and victims, filing cases with the Denton County District Attorney’s Office, tracking cases filed with the Police Department, obtaining and serving warrants of arrest, etc. The primary goal of the Criminal Investigations Division is to provide a high quality of service to the citizens of the Town of Argyle through hard work, determination, and ultimately bringing justice to victims of these crimes. Below are CID related statistics from the past year:

Case Crimes & Investigations	2016	2017	2018	+/-
Cases Investigated	116	119	217	82%
Cases Cleared*	89	65	126	94%

\*Cases cleared may differ from the UCR due to types reported. These clearances include all county and town filed class ‘C’ court cases.

## CID Traffic Related Cases

In 2018, the Police Department Traffic Investigator handled ten (10) total cases (included in chart above) that involved crashes or DUIs.

## Expanded Areas of Investigation and Training

The Investigator attended 60 hours of training involving Call Detail Record Mapping and Analysis as well as Forensic Investigation in Child Physical Abuse in 2018.



# Argyle Police Department



---

## Property & Evidence

The Argyle Police Department collects and maintains items of property as Evidence, Found Property, and Safekeeping. It is the duty of the assigned Property Officer to ensure proper documentation and storage of those items for later court presentation, release, or destruction. Listed below is a summary of items of property processed this year.

### Inspections & Inventories

The Chief conducted an inspection on October 10, 2018. On this occasion, the property and evidence room was found to be in order and complete, the integrity of the property room was deemed intact, and procedures for property and evidence adhered to policies put forth by the Office of the Chief of Police.

A complete inventory was conducted by Corporal Wallace and Property Custodian Williams on August 8, 2018, with all items accounted for.

### Prescription Drop-off/Destruction

In 2018, a total of 410 pounds of prescription medication was dropped into the secure bin located in the Argyle Police Department lobby, and subsequently delivered to the DEA for destruction. This is a 52% increase over the previous year's collection.

### Property/Evidence Items Received In 2018

Total new items logged into evidence for the year was 377, which is a 95% increase from the previous year.



# Argyle Police Department



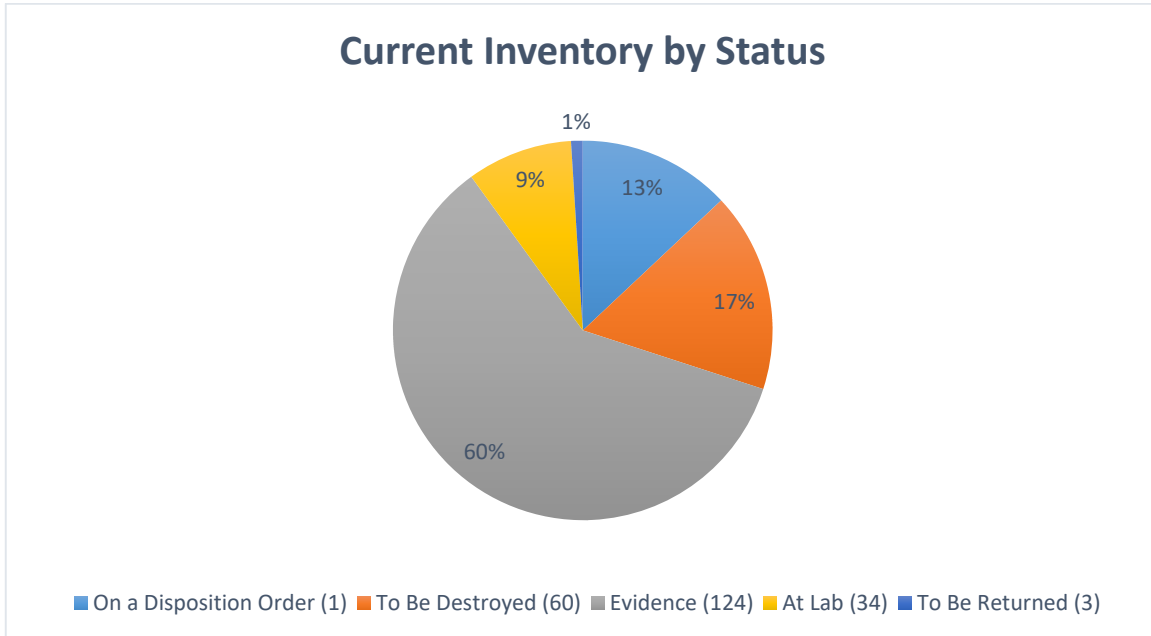
## Property/Evidence Items Disposed In 2018

Total items disposed for the year was 273, which is an 82% increase from the previous year. The graphic below shows the number of items disposed categorized by method of disposition.



## Current Inventory

The ARPD Property and Evidence Division had a total of 418 items in inventory on December 31, 2018. The chart below shows their itemization by status in percentage and numerical value.





# Argyle Police Department



---

## Uniform Crime Report

We experienced a decrease in reported index crimes for Argyle, Texas this year in our Uniform Crime Data. Index crime statistics only track violent and property crimes in our area, but are “uniform” in the manner in which they are reported by over 18,000 agencies in the United States.

Progressing from 2017 to 2018 produced a moderate decrease in UCR reportable crime. Part 1 crimes were led by thefts and followed up by assaults. There were 28 Part 1 crimes total. In 2017 there were 40. The largest decrease was in thefts that went from 24 to 12.

Violent crime is composed of four offenses: murder and non-negligent manslaughter, rape, robbery, and aggravated assault. Violent crimes are defined in the UCR Program as those offenses which involve force or threat of force. In 2018 we had 1 (-6) offenses in the violent crime category.

Property crime includes the offenses of burglary, larceny-theft, motor vehicle theft, and arson. The object of the theft-type offenses is the taking of money or property, but there is no force or threat of force against the victims.

The table on the following page is a summary of UCR crimes for 2018.



# Argyle Police Department



## SUMMARY OF DATA FROM RETURN A

Printed On: 1/29/2019

AGENCY: TX0610100 - ARGYLE PD

Page 1 of 1

Period: Jan 2018 - Dec 2018

CLASSIFICATION OF OFFENSES	OFFENSES REPORTED	UNFOUNDED	ACTUAL OFFENSES	TOT. OFFENSES CLEARED	CLEARANCES INVOLVING PERSONS UNDER 18 YR. OF AGE
<b>Murder/NonNegligent Homicide(Total)</b>	0	0	0	0	0
<b>Manslaughter by Negligence(Total)</b>	0	0	0	0	0
<b>Rape(Total)</b>	1	1	0	0	0
Rape	1	1	0	0	0
Attempted Rape	0	0	0	0	0
<b>Robbery(Total)</b>	0	0	0	0	0
Robbery - Firearm	0	0	0	0	0
Robbery - Knife or Cutting Instrument	0	0	0	0	0
Robbery - Other Dangerous Weapon	0	0	0	0	0
Robbery - StrongArm(Hands,Fists,Feet,etc)	0	0	0	0	0
<b>Assault(Total)</b>	7	1	6	4	0
Assault - Firearm	0	0	0	1	0
Assault - Knife or Cutting Instrument	0	0	0	0	0
Assault - Other Dangerous Weapon	0	0	0	0	0
Assault - StrongArm(Hands,Fists,Feet,etc)	0	0	0	0	0
Assault - Other (Simple, Not Aggravated)	7	1	6	3	0
<b>Burglary(Total)</b>	7	0	7	0	0
Burglary - Forcible Entry	6	0	6	0	0
Burglary - Unlawful Entry(No Force)	1	0	1	0	0
Burglary - Attempted Forcible Entry	0	0	0	0	0
<b>Larceny(Total) - Theft(Excluding Motor Vehicles)</b>	12	3	9	2	0
<b>Motor Vehicle Theft(Total)</b>	1	0	1	2	0
Motor Vehicle Theft - Autos	1	0	1	2	0
Motor Vehicle Theft - Trucks and Buses	0	0	0	0	0
Motor Vehicle Theft - Other Vehicles	0	0	0	0	0
<b>Grand Total</b>	<b>28</b>	<b>5</b>	<b>23</b>	<b>8</b>	<b>0</b>