

**TOWN OF ARGYLE, TEXAS  
ORDINANCE NO. 2021-23**

**AN ORDINANCE OF THE TOWN COUNCIL OF THE TOWN OF ARGYLE, TEXAS, ADOPTING THE ANNUAL BUDGET FOR THE FISCAL YEAR BEGINNING OCTOBER 1, 2021 AND ENDING SEPTEMBER 30, 2022; PROVIDING FOR THE INCORPORATION OF PREMISES; PROVIDING FOR REPEALING, SAVINGS AND SEVERABILITY CLAUSES; AND PROVIDING FOR AN EFFECTIVE DATE.**

**WHEREAS,** the Annual Budget for the Town of Argyle, Texas was prepared by the Town Manager and presented to Town Council in accordance with ordinances of the Town of Argyle and sections 102.002 and 102.003 of the Texas Local Government Code; and

**WHEREAS,** the proposed annual budget document was posted on the Town's Internet web site and also made available for public review; and

**WHEREAS,** a notice of public hearing concerning the proposed Annual Town Budget was published as required by State law and said public hearing thereon was held by the Town Council on September 7, 2021; and

**WHEREAS,** following the public hearing on September 7, 2021, and upon careful review of, the Fiscal Year 2021-2022 Annual Town Budget, it is deemed to be in the best financial interest of the citizens of the Town of Argyle, Texas, that the Town Council approve said budget as presented by the Town Manager.

**NOW, THEREFORE, BE IT ORDAINED BY THE TOWN COUNCIL OF THE TOWN OF ARGYLE, TEXAS:**

**Section 1:** **Incorporation of Premises.** The above findings are hereby found to be true and correct and are incorporated herein in their entirety.

**Section 2:** **Approval of Annual Town Budget.** The official budget for the Town of Argyle, Texas, for the fiscal year beginning October 1, 2021 and ending September 30, 2022, a copy of which is attached hereto and incorporated as if set forth fully herein as **Exhibit A**, is hereby adopted by the Town Council of the Town of Argyle, Texas, and the Town Secretary is directed to keep and maintain a copy of such official budget on file in the office of the Town Secretary and, upon request, make same available to the citizens and the general public.

**Section 3:** **Capital Project Funds.** Capital Projects Funds are presented in the budget document on a multi-year, project basis, whereby all unexpended capital project funds are automatically re-appropriated into the subsequent fiscal year. Accordingly, no annual appropriation for Capital Projects Funds is provided.

**Section 4:** **Certain Funds Not Included in Annual Town Budget.** Expenditures on behalf of the Town government for the following funds are expressly limited or restricted to specific uses by other provision in the Town of Argyle Code of Ordinances, and therefore, no specific annual appropriation, except for interfund (intra-governmental) transfers are provided in the budget document:

Roadway Impact Fee Fund: Revenues are derived from roadway impact fees assessed on new development within the Town, and the expenditures are restricted to roadway improvement projects and/or debt service costs by the Code of Ordinances related to specific roadway improvement projects.

Wastewater Impact Fee Fund. Revenues are derived from wastewater impact fees assessed on new development within the Town, and expenditures are restricted to wastewater improvement projects and/or debt service costs by the Code of Ordinances related to specific wastewater improvement projects.

**Section 5:** **Severability.** Should any part, portion, section, or part of a section of this Ordinance be declared invalid, or inoperative, or void for any reason by a court of competent jurisdiction, such decision, opinion, or judgment shall in no way affect the remaining provisions, parts, section, or parts of sections of this Ordinance, which provisions shall be, remain, and continue to be in full force and effect.

**Section 6:** **Cumulative Repealer/Savings.** All provisions of any ordinance in conflict with this Ordinance are hereby repealed; but such repeal shall not abate any pending prosecution for violation of the repealed Ordinance, nor shall the repeal prevent prosecution from being commenced for any violation if occurring prior to the repeal of the Ordinance. Any remaining portions of conflicting ordinances shall remain in full force and effect.


**Section 7:** **Notice.** In accordance with State Law and the Town's Code of Ordinances, proper notice of public hearings has been provided for said Ordinance.

**Section 8:** **Effective Date.** This Ordinance shall take effect and be in full force and effect from and after its final passage upon a record vote.


\*

<b>Vote on Motion</b>	<b>For</b>	<b>Against</b>
Ronald Schmidt, Mayor Pro Tem Place 2	✓	
Joan Delashaw, Place 1	✓	
Sherri Myers, Place 3	✓	
Cynthia Hermann, Place 4	✓	
Rick Bradford, Place 5	✓	

**PASSED, APPROVED AND ADOPTED** by a vote of 5 to 0 on this the 20<sup>th</sup> day of September, 2021.





**TOWN OF ARGYLE, TEXAS**

BY:   
 Bryan Livingston, Mayor

  
 Dianna Buchanan, Town Secretary/Town Treasurer

**Approved as to Form and Legality:**

  
 for Brenda McDonald, Town Attorney



**"EXHIBIT A TO ORDINANCE 2021-23"  
TOWN OF ARGYLE FY 2022 BUDGET SUMMARY REPORT**

**GENERAL FUND**

	<b>FY 2018 ACTUAL</b>	<b>FY 2019 ACTUAL</b>	<b>FY 2020 ACTUAL</b>	<b>FY 2021 CURRENT BUDGET</b>	<b>FY 21 BUDGET Re-ESTIMATE</b>	<b>FY 2022 PROPOSED</b>
<b>Net Taxable Value</b>	619,433,331	674,093,197	745,228,922	804,543,720.00	804,543,720	890,067,266
<b>REVENUE</b>						
<b>Ad Valorem Tax</b>						
100-4001 Property Tax Delinquent	41,936	7,676	-	-	24,806	-
100-4002 Property Tax Current	1,853,732	2,003,507	2,187,877	2,406,771	2,340,854	2,547,132
100-4003 Property Tax P&I Delinquent	7,805	1,900	-	-	4,852	-
100-4004 Property Tax P&I Current	6,194	7,865	-	-	7,029	-
<b>Total Ad Valorem Tax</b>	<b>1,909,666</b>	<b>2,020,947</b>	<b>2,187,877</b>	<b>2,406,771</b>	<b>2,377,541</b>	<b>2,547,132</b>
<b>Sales Tax</b>						
100-4010 Sales Tax General	673,154	694,747	682,528	775,000	885,000	990,000
100-4015 Mixed Beverage Tax	10,880	10,590	10,560	9,500	7,500	7,000
<b>Total Sales Tax</b>	<b>684,034</b>	<b>705,337</b>	<b>693,088</b>	<b>784,500</b>	<b>892,500</b>	<b>997,000</b>
<b>Franchise Tax</b>						
100-4161 Franchise Taxes	403,452	389,770	412,000	423,454	400,000	420,000
<b>Total Franchise Tax</b>	<b>403,452</b>	<b>389,770</b>	<b>412,000</b>	<b>423,454</b>	<b>400,000</b>	<b>420,000</b>
<b>Municipal Court</b>						
100-4210 Municipal Court Fines	320,047	251,066	250,000	215,000	275,000	225,000
<b>Total Municipal Court</b>	<b>320,047</b>	<b>251,066</b>	<b>250,000</b>	<b>215,000</b>	<b>275,000</b>	<b>225,000</b>
<b>Permits &amp; Registrations</b>						
100-4310 Permits Alarm	8,800	7,390	6,000	7,000	1,750	3,500
100-4311 Registrations Contractor	8,800	12,750	9,200	9,200	16,500	15,300
100-4334 Permits Food Establishments	6,190	4,200	6,400	6,000	7,000	4,200
100-4350 Permits Other	27,955	19,005	20,000	20,000	27,500	18,000
<b>Total Permits &amp; Registrations</b>	<b>51,745</b>	<b>43,345</b>	<b>41,600</b>	<b>42,200</b>	<b>52,750</b>	<b>41,000</b>
<b>Construction Permits</b>						
100-4490 Construction Permits SFR - New	128,146	297,956	313,874	290,061	540,000	610,803
100-4491 Construction Permits SFR - Other	69,587	81,475	76,000	83,600	191,900	93,012
100-4492 Construction Permits Septic	7,800	8,000	3,600	3,600	12,000	6,600
100-4493 Construction Permits Comm. - New	20,849	25,242	66,300	28,460	56,670	28,460
100-4494 Construction Permits Comm. - Other	44,568	4,074	3,000	3,000	19,000	3,200
<b>Total Construction Permits</b>	<b>270,950</b>	<b>416,746</b>	<b>462,774</b>	<b>408,721</b>	<b>819,570</b>	<b>742,075</b>
<b>Development</b>						
100-4550 Development Review Fee	41,882	66,905	40,000	40,000	86,000	15,000
100-4552 Subdivision/Const. Review Fee	176,550	7,495	85,000	120,000	-	18,000
100-4553 Gas Well Permit Fee	-	-	-	-	-	-
<b>Total Development</b>	<b>218,432</b>	<b>74,401</b>	<b>125,000</b>	<b>160,000</b>	<b>86,000</b>	<b>33,000</b>
<b>Other Revenues</b>						
100-4673 DoJ Equitable Sharing Program	-	-	-	-	-	-
100-4680 Corral City ICA	-	-	-	-	-	-
100-4681 Miscellaneous Income Police	911	636	1,198	25,250	19,000	40,000
100-4685 Miscellaneous Income Admin	10,652	5,053	3,573	200	175	28,800
100-4686 Interest Income	52,604	77,251	38,365	45,000	9,800	45,000
100-4687 COVID-19 Relief Grant Funds	-	-	231,220	-	-	-
100-4691 Processing Fee	2,214	1,846	3,878	1,700	5,600	4,500
<b>Total Other Revenues</b>	<b>66,381</b>	<b>84,786</b>	<b>278,234</b>	<b>72,150</b>	<b>34,575</b>	<b>118,300</b>
<b>Deferred Revenues</b>						
100-2252 Deferred Revenue - Developer Reimb.	-	-	-	-	-	-
<b>Total Deferred Revenues</b>	<b>-</b>	<b>-</b>	<b>-</b>	<b>-</b>	<b>-</b>	<b>-</b>
<b>Transfers In</b>						
100-4710 Transfers In	28,000	38,000	523,000	102,671	78,000	100,000
100-4713 Transfers In Wastewater Oper.	41,796	44,649	66,039	71,000	62,000	73,485
<b>Total Transfers In</b>	<b>69,796</b>	<b>82,649</b>	<b>589,039</b>	<b>173,671</b>	<b>140,000</b>	<b>173,485</b>
<b>Contributions/Donations</b>						
100-4810 Contributions	-	10,000	10,000	-	-	-
<b>Total Contributions/Donations</b>	<b>-</b>	<b>10,000</b>	<b>10,000</b>	<b>-</b>	<b>-</b>	<b>-</b>
<b>TOTAL REVENUE</b>	<b>3,994,503</b>	<b>4,079,046</b>	<b>5,259,632</b>	<b>4,686,467</b>	<b>5,077,936</b>	<b>5,296,992</b>

	<u>FY 2018 ACTUAL</u>	<u>FY 2019 ACTUAL</u>	<u>FY 2020 ACTUAL</u>	<u>FY 2021 CURRENT BUDGET</u>	<u>FY 21 BUDGET Re-ESTIMATE</u>	<u>FY 2022 PROPOSED</u>
<b>EXPENDITURES</b>						
<b><u>TOWN COUNCIL - 110</u></b>						
<b>Personnel</b>						
100-5-110-1110 Salaries Full Time	65	55	50	65	60	65
100-5-110-1250 Workers Compensation	37	33	29	30	70	30
<b>Total Personnel</b>	<b>102</b>	<b>88</b>	<b>79</b>	<b>95</b>	<b>130</b>	<b>95</b>
<b>Supplies</b>						
100-5-110-2130 Meal Services & Supplies	-	-	-	4,860	1,600	2,500
100-5-110-2140 Uniforms & Clothing	-	-	-	540	82	500
100-5-110-2310 Minor Equipment	315	-	169	300	59	150
<b>Total Supplies</b>	<b>315</b>	<b>-</b>	<b>169</b>	<b>5,700</b>	<b>1,741</b>	<b>3,150</b>
<b>Contracted Services</b>						
100-5-110-3010 Postage & Printing	4,209	9,139	5,741	5,150	4,500	3,100
100-5-110-3016 Legal Notices	-	-	1,478	-	35	-
100-5-110-3100 Training	7,902	3,523	5,068	3,700	3,700	3,750
100-5-110-3120 Membership & Licenses	-	-	-	2,550	1,500	2,550
100-5-110-3210 Other Professional Services	32,909	40,739	93,395	64,571	60,000	48,520
100-5-510-3211 Engineering Services	-	-	11,211	20,000	1,800	20,000.00
100-5-510-3215 Legal Expense	-	-	118,459	95,000	126,135	105,000.00
100-5-120-3218 Financial Services	-	-	-	25,000	6,500	25,000.00
100-5-110-3225 Community Service	28,779	9,895	37,197	19,500	5,489	23,500
<b>Contracted Services</b>	<b>73,799</b>	<b>63,296</b>	<b>272,548</b>	<b>235,471</b>	<b>209,659</b>	<b>231,420</b>
<b>TOTAL TOWN COUNCIL</b>	<b>74,216</b>	<b>63,384</b>	<b>272,797</b>	<b>241,266</b>	<b>211,529</b>	<b>234,665</b>
<b><u>ADMINISTRATION - 120</u></b>						
<b>Personnel FTEs = 3 (NOTE: FTE is full time employee)</b>						
100-5-120-1110 Salaries Full Time	290,381	235,361	239,099	231,869	280,935	266,898
100-5-120-1130 Overtime	-	-	390	500	424	1,000
100-5-120-1150 Salaries Longevity	580	510	375	110	110	240
100-5-120-1160 Phone/Auto Allowance	6,700	5,946	4,123	14,850	10,000	14,100
100-2-120-1210 Unemployment Taxes	-	-	-	3,709	850	4,062
100-5-120-1220 Medicare	4,330	3,476	3,325	3,579	4,000	3,618
100-5-120-1230 Retirement	45,069	36,511	36,070	37,000	36,835	38,058
100-5-120-1240 Group Insurance	39,238	20,720	16,689	22,870	28,000	31,939
100-5-120-1250 Workers Compensation	2,222	2,704	769	954	923	1,276
<b>Total Personnel</b>	<b>388,520</b>	<b>305,227</b>	<b>300,840</b>	<b>315,441</b>	<b>362,077</b>	<b>361,191</b>
<b>Supplies</b>						
100-5-120-2110 Office Supplies	1,222	1,686	3,427	2,500	2,579	2,500
100-5-120-2120 Janitorial Supplies	1,228	1,632	1,849	1,600	1,774	1,800
100-5-120-2130 Meal Services & Supplies	-	-	-	1,200	-	1,200
100-5-120-2140 Uniforms & Clothing	-	-	98	315	302	315
100-5-120-2210 Other Supplies	885	1,113	4,717	1,500	780	1,750
100-5-120-2311 Minor Office Equipment	327	7,912	184	400	730	400
<b>Total Supplies</b>	<b>3,662</b>	<b>12,342</b>	<b>10,275</b>	<b>7,515</b>	<b>6,165</b>	<b>7,965</b>
<b>Contracted Services</b>						
100-5-120-3010 Postage & Shipping	10,544	15,561	10,464	7,540	6,000	6,000
100-5-120-3015 Printing Services	-	-	330	1,500	230	1,500
100-5-120-3016 Legal Notices	-	-	-	1,200	1,264	1,500
100-5-120-3020 HR & Recruitment	-	-	-	4,400	1,871	3,400
100-5-120-3100 Training	9,925	8,764	10,806	11,655	3,000	9,305
100-5-120-3120 Memberships & Licenses	-	-	89	2,790	3,000	2,280
100-5-120-3210 Other Professional Services	108,024	89,938	175,140	43,220	65,000	79,695
100-5-120-3215 Legal Services	30,667	40,329	107,442	56,000	35,000	15,000
100-5-120-3217 Services Tax Appraisal & Coll.	16,828	19,164	21,151	-	4,424	-
100-5-120-3218 Financial Services	16,772	19,434	8,459	10,800	18,000	6,800
100-5-120-3300 Utilities	20,233	21,616	22,169	23,000	17,500	20,000
100-5-120-3410 Property and Liability Ins.	7,110	8,617	10,328	9,200	11,913	15,000
100-5-120-3610 Election Expense	5,112	5,317	527	10,200	19,704	8,500
<b>Total Contracted Services</b>	<b>225,213</b>	<b>228,739</b>	<b>366,905</b>	<b>181,505</b>	<b>186,906</b>	<b>168,980</b>
<b>Repair &amp; Maintenance</b>						
100-5-120-4110 Building Maintenance	10,423	21,430	12,749	13,100	20,000	13,500
<b>Total Repair &amp; Maintenance</b>	<b>10,423</b>	<b>21,430</b>	<b>12,749</b>	<b>13,100</b>	<b>20,000</b>	<b>13,500</b>
<b>TOTAL ADMINISTRATION</b>	<b>627,818</b>	<b>567,739</b>	<b>690,768</b>	<b>517,561</b>	<b>575,148</b>	<b>551,636</b>

	<b>FY 2018 ACTUAL</b>	<b>FY 2019 ACTUAL</b>	<b>FY 2020 ACTUAL</b>	<b>FY 2021 CURRENT BUDGET</b>	<b>FY 21 BUDGET Re-ESTIMATE</b>	<b>FY 2022 PROPOSED</b>
<b><u>FINANCE - 130</u></b>						
Personnel FTE's = 2						
100-5-130-1110 Salaries full time	117,495	120,075	118,977	138,911	125,000	172,974
100-5-130-1130 Overtime	-	-	-	500	2,646	500
100-5-130-1150 Salaries Longevity	825	915	720	75	75	220
100-5-130-1160 Auto & Phone Allowance	-	-	190	3,150	2,800	4,000
100-5-130-1210 Unemployment Taxes	-	-	-	2,222	197	2,798
100-5-130-1220 Medicare	1,679	1,667	1,562	2,067	1,769	2,536
100-5-130-1230 Retirement	18,186	18,399	17,733	21,373	19,674	26,217
100-5-130-1240 Group insurance	21,050	20,190	16,120	24,467	23,000	26,306
100-5-130-1250 Worker's Compensation	162	316	594	600	713	717
<b>Total Personnel</b>	<b>159,397</b>	<b>161,561</b>	<b>155,897</b>	<b>193,365</b>	<b>175,874</b>	<b>236,268</b>
Supplies						
100-5-130-2110 Office supplies	-	-	-	-	-	150
100-5-130-2210 Other supplies	-	-	-	-	-	-
<b>Total Supplies</b>	<b>-</b>	<b>-</b>	<b>-</b>	<b>-</b>	<b>-</b>	<b>150</b>
Contracted Services						
100-5-130-3015 Printing & Postage	-	-	-	-	158	-
100-5-130-3100 Training	1,654	1,489	1,140	3,250	2,450	3,500
100-5-130-3120 Memberships & Licenses	-	-	-	456	400	500
100-5-130-3210 Other Professional Services	8,878	9,362	33,530	17,358	17,000	12,000
100-5-130-3216 Financial Services	1,306	220	220	45,500	65,000	90,968
100-5-130-3217	-	-	-	21,492	8,848	23,062
<b>Total Contracted Services</b>	<b>11,838</b>	<b>11,070</b>	<b>34,890</b>	<b>88,056</b>	<b>93,856</b>	<b>130,030</b>
<b>TOTAL FINANCE</b>	<b>171,235</b>	<b>172,632</b>	<b>190,787</b>	<b>281,421</b>	<b>269,730</b>	<b>366,448</b>
<b><u>MUNICIPAL COURT - 135</u></b>						
Personnel FTE's 1.5						
100-5-135-1110 Salaries Full Time	55,562	62,521	66,792	45,818	50,000	50,336
100-5-135-1115 Salaries Part Time	-	-	-	23,226	13,500	14,360
100-5-135-1130 Overtime	289	-	-	500	1,500	500
100-5-135-1150 Salaries Longevity	95	155	273	353	355	308
100-5-135-1210 Unemployment Taxes	-	-	-	1,104	285	1,058
100-5-135-1220 Medicare	811	909	937	1,017	947	959
100-5-135-1230 Retirement	8,386	9,395	10,053	10,522	9,790	9,909
100-5-135-1240 Group Insurance	6,466	5,984	8,610	9,372	4,450	10,044
100-5-135-1250 Workers Compensation	325	174	414	173	300	271
<b>Total Personnel</b>	<b>71,935</b>	<b>79,138</b>	<b>87,078</b>	<b>92,085</b>	<b>81,127</b>	<b>87,745</b>
Supplies						
100-5-135-2110 Office Supplies	357	268	597	750	716	750
100-5-135-2210 Other Supplies	-	547	-	-	-	-
<b>Total Supplies</b>	<b>357</b>	<b>816</b>	<b>597</b>	<b>750</b>	<b>716</b>	<b>750</b>
Contracted Services						
100-5-135-3010 Postage & Printing	5,791	3,992	2,187	4,000	3,700	4,500
100-5-135-3100 Training	331	1,042	(100)	300	250	1,200
100-5-135-3120 Memberships & Licenses	-	-	-	-	75	300
100-5-135-3210 Other Professional Services	5,326	5,692	4,755	9,050	9,000	9,250
100-5-135-3215 Legal Services	11,974	12,006	11,589	14,220	23,000	17,100
100-5-135-3300 Utilities	1,520	1,387	1,387	1,400	1,387	1,400
<b>Total Contracted Services</b>	<b>24,941</b>	<b>24,119</b>	<b>19,818</b>	<b>28,970</b>	<b>37,412</b>	<b>33,750</b>
<b>TOTAL MUNICIPAL COURT</b>	<b>97,233</b>	<b>104,072</b>	<b>107,493</b>	<b>121,805</b>	<b>119,255</b>	<b>122,245</b>

	<b>FY 2018 ACTUAL</b>	<b>FY 2019 ACTUAL</b>	<b>FY 2020 ACTUAL</b>	<b>FY 2021 CURRENT BUDGET</b>	<b>FY 21 BUDGET Re-ESTIMATE</b>	<b>FY 2022 PROPOSED</b>
<b><u>INFORMATION TECHNOLOGY - 140</u></b>						
Supplies						
100-5-140-2110 Office Supplies	-	312	-	-	-	-
100-5-140-2210 Other Supplies	257	54	-	-	-	-
<b>Total Supplies</b>	<b>257</b>	<b>367</b>	<b>-</b>	<b>-</b>	<b>-</b>	<b>-</b>
Contracted Services						
100-5-140-3210 Other Professional Services	33,500	100,191	182,728	139,960	91,000	113,236
<b>Total Contracted Services</b>	<b>33,500</b>	<b>100,191</b>	<b>182,728</b>	<b>139,960</b>	<b>91,000</b>	<b>113,236</b>
Repair & Maintenance						
100-5-140-4310 Equipment Maintenance	3,412	906	913	2,000	300	10,000
100-5-140-4410 Software Maintenance	5,762	4,673	14,854	20,430	5,000	34,685
<b>Total Repair &amp; Maintenance</b>	<b>9,173</b>	<b>5,579</b>	<b>15,766</b>	<b>22,430</b>	<b>5,300</b>	<b>44,685</b>
Capital Outlay						
100-5-140-6211 Software Major	-	-	523	30,000	11,000	20,000
100-5-140-6215 Capital Outlay Office Machines	9,138	7,298	29,664	13,300	6,000	20,000
<b>Total Capital Outlay</b>	<b>9,138</b>	<b>7,298</b>	<b>30,187</b>	<b>43,300</b>	<b>17,000</b>	<b>40,000</b>
<b>TOTAL INFORMATION TECHNOLOGY</b>	<b>52,068</b>	<b>113,434</b>	<b>228,681</b>	<b>205,690</b>	<b>113,300</b>	<b>197,921</b>
<b><u>POLICE ADMINISTRATION - 210</u></b>						
Personnel FTE's = 3						
100-5-210-1110 Salaries Full Time	264,758	172,844	189,859	196,716	183,378	203,592
100-5-210-1130 Overtime	107	212	78	400	94	400
100-5-210-1140 Certification Pay	3,000	1,950	1,650	1,950	2,200	1,950
100-5-210-1150 Salaries Longevity	2,590	1,105	100	250	250	532
100-5-210-1160 Uniform Allowance	1,370	674	1,885	600	650	600
100-5-210-1210 Unemployment Taxes	-	-	-	3,147	475	3,313
100-5-210-1220 Medicare	3,791	2,641	2,765	2,898	3,000	3,003
100-5-210-1230 Retirement	40,991	26,857	29,703	29,967	28,711	31,040
100-5-210-1240 Group Insurance	30,369	14,663	27,592	30,695	32,000	25,161
100-5-210-1250 Workers Compensation	6,923	5,847	3,463	3,500	300	5,738
<b>Total Personnel</b>	<b>353,898</b>	<b>226,793</b>	<b>257,095</b>	<b>270,123</b>	<b>251,059</b>	<b>275,329</b>
Supplies						
100-5-210-2110 Office Supplies	777	2,396	2,356	3,960	1,500	2,900
100-5-210-2120 Janitorial Supplies	692	1,460	706	1,600	540	600
100-5-210-2140 Uniforms & Clothing	-	-	99	1,750	600	800
100-5-210-2210 Other Supplies	-	-	-	3,400	800	1,870
<b>Total Supplies</b>	<b>1,469</b>	<b>3,856</b>	<b>3,161</b>	<b>10,710</b>	<b>3,440</b>	<b>6,170</b>
Contracted Services						
100-5-210-3010 Postage & Printing	5,213	5,521	6,516	5,400	4,800	4,200
100-5-210-3100 Training	4,112	5,182	5,803	6,250	3,000	7,250
100-5-210-3120 Membership & Dues	-	-	-	2,110	950	2,595
100-5-210-3210 Other Professional Services	42,261	61,531	136,629	76,882	70,000	73,051
100-5-210-3300 Utilities	11,701	10,910	11,050	11,320	10,221	11,400
100-5-210-3410 Property and Liability Ins.	11,666	12,238	13,925	14,000	16,710	16,000
<b>Total Contracted Services</b>	<b>74,953</b>	<b>95,383</b>	<b>173,923</b>	<b>115,962</b>	<b>105,681</b>	<b>114,496</b>
Repair & Maintenance						
100-5-210-4110 Building Maintenance	20,831	6,231	12,286	5,000	4,000	5,000
100-5-210-4214 Maintenance Office Machines	-	-	-	500	-	500
<b>Total Repair &amp; Maintenance</b>	<b>20,831</b>	<b>6,231</b>	<b>12,286</b>	<b>5,500</b>	<b>4,000</b>	<b>5,500</b>
<b>TOTAL POLICE ADMINISTRATION</b>	<b>451,150</b>	<b>332,262</b>	<b>446,465</b>	<b>402,295</b>	<b>364,179</b>	<b>401,495</b>

	<u>FY 2018 ACTUAL</u>	<u>FY 2019 ACTUAL</u>	<u>FY 2020 ACTUAL</u>	<u>FY 2021 CURRENT BUDGET</u>	<u>FY 21 BUDGET Re-ESTIMATE</u>	<u>FY 2022 PROPOSED</u>
<b><u>POLICE OPERATIONS - 212</u></b>						
Personnel FTE's = 14						
100-5-212-1110 Salaries Full Time	538,934	671,017	730,106	889,276	748,000	1,084,630
100-5-212-1115 Salaries Step Grant	-	-	-	-	-	-
100-5-212-1130 Overtime	12,892	12,368	14,299	15,000	6,000	16,800
100-5-212-1140 Certification Pay	11,675	12,625	14,700	17,000	15,000	16,900
100-5-212-1150 Salaries Longevity	3,295	3,025	3,515	2,960	3,000	3,264
100-5-212-1160 Uniform Allowance/cell phones	12,222	15,826	12,394	7,200	7,500	8,400
100-5-212-1210 Unemployment Taxes	-	-	-	14,305	2,500	17,360
100-5-212-1220 Medicare	8,434	10,300	10,786	13,296	11,500	15,732
100-5-212-1230 Retirement	86,849	108,431	116,921	137,456	114,944	162,641
100-5-212-1240 Group Insurance	72,944	83,816	120,292	140,200	130,387	153,214
100-5-212-1250 Workers Compensation	13,530	23,251	18,930	19,000	30,000	28,000
<b>Total Personnel</b>	<b>760,776</b>	<b>940,658</b>	<b>1,041,945</b>	<b>1,255,693</b>	<b>1,068,831</b>	<b>1,506,941</b>
Supplies						
100-5-212-2110 Office Supplies	-	22	-	-	-	-
100-5-212-2130 Meal Services & Supplies	-	-	-	-	-	250
100-5-212-2140 Uniforms & Clothing	-	-	4,052	11,800	6,000	9,500
100-5-212-2210 Other Supplies	4,416	3,243	7,550	4,000	2,500	4,000
100-5-212-2280 Fuel Supplies	27,410	27,233	19,178	37,500	19,874	32,000
<b>Total Supplies</b>	<b>31,826</b>	<b>30,499</b>	<b>30,779</b>	<b>53,300</b>	<b>28,374</b>	<b>45,750</b>
Contracted Services						
100-5-212-3010 Postage & Printing	-	923	-	-	50	-
100-5-212-3100 Training	9,674	8,278	8,419	10,500	8,776	12,350
100-5-212-3210 Other Professional Services	-	102	478	-	574	-
100-5-212-3215 Legal Services	-	-	4,963	3,500	10,000	5,500
100-5-212-3300 Utilities	4,534	5,122	4,730	6,000	4,700	6,384
100-5-212-3410 Property and Liability Ins.	-	-	-	-	-	-
<b>Total Contracted Services</b>	<b>14,207</b>	<b>14,424</b>	<b>18,591</b>	<b>20,000</b>	<b>24,100</b>	<b>24,234</b>
Repair & Maintenance						
100-5-212-4210 Vehicle Maintenance	13,761	23,051	16,966	21,068	20,000	19,200
100-5-212-4310 Equipment Maintenance	1,361	604	1,255	2,500	913	15,029
<b>Total Repair &amp; Maintenance</b>	<b>15,122</b>	<b>23,655</b>	<b>18,221</b>	<b>23,568</b>	<b>20,913</b>	<b>34,229</b>
Capital Outlay						
100-5-212-6210 Equipment Major	-	-	-	1,400	2,600	4,050
100-5-212-6215 Capital Outlay Office Machines	-	-	36,718	-	-	-
<b>Total Capital Outlay</b>	<b>-</b>	<b>-</b>	<b>36,718</b>	<b>1,400</b>	<b>2,600</b>	<b>4,050</b>
<b>TOTAL POLICE OPERATIONS</b>	<b>821,931</b>	<b>1,009,236</b>	<b>1,146,254</b>	<b>1,353,961</b>	<b>1,144,818</b>	<b>1,615,204</b>
<b><u>ANIMAL CONTROL - 220</u></b>						
Contracted Services						
100-5-220-3210 Other Professional Services	14,828	15,240	23,898	27,128	26,000	28,000
<b>Total Contracted Services</b>	<b>14,828</b>	<b>15,240</b>	<b>23,898</b>	<b>27,128</b>	<b>26,000</b>	<b>28,000</b>
<b>TOTAL ANIMAL CONTROL</b>	<b>14,828</b>	<b>15,240</b>	<b>23,898</b>	<b>27,128</b>	<b>26,000</b>	<b>28,000</b>

	FY 2018 ACTUAL	FY 2019 ACTUAL	FY 2020 ACTUAL	FY 2021 CURRENT BUDGET	FY 21 BUDGET Re-ESTIMATE	FY 2022 PROPOSED
<b>COMMUNITY DEVELOPMENT - 410</b>						
Personnel FTEs = 3						
100-5-410-1110 Salaries Full Time	180,168	204,610	243,772	191,522	200,000	202,396
100-5-410-1115 Salaries Part Time	-	-	-	-	-	-
100-5-410-1130 Overtime	-	-	2,246	1,500	500	1,000
100-5-410-1150 Salaries Longevity	645	765	1,010	365	1,212	364
100-5-410-1160 Phone & Auto Allowance	4,205	4,250	4,851	4,550	4,772	600
100-5-410-1210 Unemployment Taxes	-	-	-	3,064	600	3,270
100-5-410-1220 Medicare	2,747	3,104	3,589	2,855	3,644	2,963
100-5-410-1230 Retirement	28,464	32,322	38,778	29,517	37,994	30,634
100-5-410-1240 Group Insurance	29,233	31,562	33,948	28,770	36,121	29,332
100-5-410-1250 Workers Compensation	495	411	988	510	1,185	838
<b>Total Personnel</b>	<b>245,956</b>	<b>277,023</b>	<b>329,181</b>	<b>262,653</b>	<b>286,028</b>	<b>271,397</b>
Supplies						
100-5-410-2110 Office Supplies	683	968	994	2,150	813	2,150
100-5-410-2130 Meal Services & Supplies	-	-	-	-	-	-
100-5-410-2140 Uniforms & Clothing	-	-	8	-	-	-
100-5-410-2210 Other Supplies	118	89	-	180	9	180
<b>Total Supplies</b>	<b>801</b>	<b>1,057</b>	<b>1,002</b>	<b>2,330</b>	<b>822</b>	<b>2,330</b>
Contracted Services						
100-5-410-3010 Postage & Printing	4,641	3,829	1,362	2,000	1,505	2,000
100-5-410-3016 Legal Notices	297	285	305	340	350	500
100-5-410-3100 Training	3,594	2,608	2,936	4,970	2,000	5,000
100-5-410-3120 Memberships and dues	-	-	-	845	-	850
100-5-410-3210 Other Professional Services	33,322	108,202	50,026	62,675	78,000	180,675
100-5-410-3215 Services Legal	7,796	17,573	16,936	18,000	22,000	18,000
100-5-410-3300 Utilities	502	555	568	600	517	600
<b>Total Contracted Services</b>	<b>50,153</b>	<b>133,052</b>	<b>72,133</b>	<b>89,430</b>	<b>104,371</b>	<b>207,625</b>
<b>TOTAL COMMUNITY DEVELOPMENT</b>	<b>296,910</b>	<b>411,132</b>	<b>402,316</b>	<b>354,413</b>	<b>391,222</b>	<b>481,352</b>
<b>COMM. DEVEL. - INSPECTIONS - 412</b>						
Personnel FTEs = 1						
100-5-412-1110 Salaries Full Time	-	-	-	52,234	36,000	53,810
100-5-412-1130 Overtime	-	-	-	700	1,500	500
100-5-412-1150 Salaries Longevity	-	-	-	635	635	652
100-5-412-1210 Unemployment Taxes	-	-	-	835	200	879
100-5-412-1220 Medicare	-	-	-	776	750	797
100-5-412-1230 Retirement	-	-	-	8,029	5,000	8,239
100-5-412-1240 Group Insurance	-	-	-	9,335	5,000	9,648
100-5-412-1250 Workers Compensation	-	-	-	1,332	-	478
<b>Total Personnel</b>	<b>-</b>	<b>-</b>	<b>-</b>	<b>73,876</b>	<b>49,085</b>	<b>75,003</b>
Supplies						
100-5-412-2110 Office Supplies	-	-	-	125	100	130
100-5-412-2140 Meal Services & Supplies	-	-	-	-	-	-
100-5-412-2140 Uniforms and Clothing	-	-	-	974	400	974
100-5-412-2210 Other Supplies	-	24	52	50	75	50
100-5-412-2280 Fuel Supplies	-	-	-	2,500	2,000	1,200
<b>Total Supplies</b>	<b>-</b>	<b>24</b>	<b>52</b>	<b>3,649</b>	<b>2,575</b>	<b>2,354</b>
Contracted Services						
100-5-412-3010 Postage & Shipping Supplies	-	-	-	75	25	325
100-5-412-3015 Printing	-	-	-	250	100	250
100-5-412-3100 Training	-	-	125	500	250	1,500
100-5-412-3120 Membership & Licenses	-	-	-	-	200	-
100-5-412-3210 Other Professional Services	182,429	204,713	197,783	163,320	350,000	280,000
100-5-412-3300 Utilities	-	-	-	-	250	200
<b>Total Contracted Services</b>	<b>182,429</b>	<b>204,713</b>	<b>197,908</b>	<b>164,145</b>	<b>350,825</b>	<b>282,275</b>
Repair & Maintenance						
100-5-412-4210 Vehicle Maintenance	-	-	1,804	250	700	1,000
<b>Total Repair &amp; Maintenance</b>	<b>-</b>	<b>-</b>	<b>1,804</b>	<b>250</b>	<b>700</b>	<b>1,000</b>
<b>TOTAL COMM. DEVEL. INSPECTIONS</b>	<b>182,429</b>	<b>204,737</b>	<b>199,764</b>	<b>241,920</b>	<b>403,185</b>	<b>360,632</b>

	<b>FY 2018 ACTUAL</b>	<b>FY 2019 ACTUAL</b>	<b>FY 2020 ACTUAL</b>	<b>FY 2021 CURRENT BUDGET</b>	<b>FY 21 BUDGET Re-ESTIMATE</b>	<b>FY 2022 PROPOSED</b>
<b><u>PUBLIC WORKS ADMINISTRATION - 510</u></b>						
Personnel FTEs = 2.5						
100-5-510-1110 Salaries Full Time	139,983	136,419	171,342	168,888	167,587	169,300
100-5-510-1130 Overtime	149	776	511	1,500	1,200	2,250
100-5-510-1150 Salaries Longevity	2,215	1,843	1,942	1,939	2,122	1,348
100-5-510-1160 Phone Allowance			2,042	1,200	1,300	2,400
100-5-510-1210 Unemployment Taxes	518	966	-	2,702	475	2,762
100-5-510-1220 Medicare	2,043	2,076	2,488	2,537	2,352	2,503
100-5-510-1230 Retirement	21,877	21,912	27,076	26,236	23,500	25,872
100-5-510-1240 Group Insurance	27,039	19,651	23,635	19,250	21,500	24,039
100-5-510-1250 Workers Compensation	4,627	7,827	8,086	2,064	7,200	1,502
<b>Total Personnel</b>	<b>198,450</b>	<b>191,470</b>	<b>237,122</b>	<b>226,316</b>	<b>227,236</b>	<b>231,976</b>
Supplies						
100-5-510-2110 Office Supplies	1,091	1,579	1,260	1,371	1,053	1,371
100-5-510-2120 Janitorial Supplies	178	146	180	362	300	362
100-5-510-2140 Uniforms and Clothing	-	-	-	2,922	2,900	1,948
100-5-510-2210 Other Supplies	-	-	167	3,600	-	1,600
100-5-510-2280 Fuel Supplies	1,633	3,499	4,772	4,600	4,662	4,600
<b>Total Supplies</b>	<b>2,902</b>	<b>5,224</b>	<b>6,379</b>	<b>12,855</b>	<b>8,914</b>	<b>9,881</b>
Contracted Services						
100-5-510-3010 Postage & Printing	-	-	-	-	150	-
100-5-510-3100 Training	1,986	1,959	624	2,500	1,800	1,650
100-5-510-3210 Other Professional Services	13,243	9,893	5,089	10,010	7,000	25,652
100-5-510-3211 Engineering Services	12,431	3,330	52,850	25,000	25,000	75,000
100-5-510-3215 Legal Services	-	-	-	-	-	-
100-5-510-3300 Utilities	-	-	6,655	10,000	16,200	10,000
100-5-510-3410 Property and Liability Ins.	6,222	7,527	6,886	18,000	8,865	18,000
100-5-510-3510 Rentals	6,000	6,000	1,500	1,500	900	-
<b>Total Contracted Services</b>	<b>39,882</b>	<b>28,709</b>	<b>73,604</b>	<b>67,010</b>	<b>59,915</b>	<b>130,302</b>
Repair & Maintenance						
100-5-510-4110 Building Maintenance	598	1,735	5,318	6,500	3,213	6,812
100-5-510-4210 Vehicle Maintenance	1,119	520	496	675	1,500	675
100-5-510-4410 Computer & Software Maint	-	-	-	400	-	4,350
<b>Total Repair &amp; Maintenance</b>	<b>1,717</b>	<b>2,255</b>	<b>5,814</b>	<b>7,575</b>	<b>4,713</b>	<b>11,837</b>
Capital Outlay						
100-5-510-6210 Equipment Major	225	-	-	-	-	-
100-5-510-6310 Buildings	4,150	-	688	-	-	-
<b>Total Capital Outlay</b>	<b>4,375</b>	<b>-</b>	<b>688</b>	<b>-</b>	<b>-</b>	<b>-</b>
<b>TOTAL STREET MAINT. ADMINISTRATION</b>	<b>247,327</b>	<b>227,658</b>	<b>323,608</b>	<b>313,756</b>	<b>300,779</b>	<b>383,996</b>

	<b>FY 2018 ACTUAL</b>	<b>FY 2019 ACTUAL</b>	<b>FY 2020 ACTUAL</b>	<b>FY 2021 CURRENT BUDGET</b>	<b>FY 21 BUDGET Re-ESTIMATE</b>	<b>FY 2022 PROPOSED</b>
<b><u>STREET MAINTENANCE - 520</u></b>						
Personnel FTEs = 3.5						
100-5-520-1110 Salaries Full Time	147,714	107,884	76,305	139,272	118,858	149,958
100-5-520-1130 Overtime	6,561	5,814	436	3,000	2,431	10,500
100-5-520-1150 Salaries Longevity	1,060	1,255	-	110	70	336
100-5-520-1160 Phone Allowances	1,892	2,241	1,636	2,100	1,600	4,500
100-5-520-1210 Unemployment Taxes	-	-	-	2,228	1,100	2,563
100-5-520-1220 Medicare	2,328	1,728	1,047	2,109	1,900	2,323
100-5-520-1230 Retirement	24,184	17,918	13,091	21,807	24,240	24,013
100-5-520-1240 Group Insurance	34,732	21,523	14,746	36,538	42,837	38,459
100-5-520-1250 Workers Compensation	10,757	15,344	7,655	5,731	10,000	12,207
Total Personnel	229,228	173,707	114,917	212,895	203,036	244,859
Supplies						
100-5-520-2140 Uniforms and Clothing	-	-	-	5,068	3,000	5,068
100-5-520-2210 Other Supplies	2,357	2,590	3,838	2,500	2,316	2,750
100-5-520-2220 Traffic Control	8,229	4,751	5,407	6,000	7,600	7,500
100-5-520-2230 Street Materials	10,351	10,166	12,127	10,000	7,858	10,000
100-5-520-2280 Fuel Supplies	16,914	11,744	6,042	13,500	9,300	13,500
100-5-520-2312 Tools	1,322	1,477	1,499	1,570	1,200	2,600
Total Supplies	39,173	30,728	28,913	38,638	31,274	41,418
Contracted Services						
100-5-520-3100 Training	3,347	1,800	1,419	3,000	459	3,000
100-5-520-3210 Other Professional Services	7,775	23,307	25,903	24,000	2,500	33,481
100-5-520-3211 Engineering Services	-	-	2,937	-	4,000	-
100-5-520-3300 Utilities	34,951	35,153	49,556	50,000	32,000	50,000
100-5-520-3510 Rentals	241	606	561	1,500	500	1,500
Total Contracted Services	46,313	60,866	80,376	78,500	39,459	87,981
Repair & Maintenance						
100-5-520-4210 Vehicle Maintenance	6,679	7,789	5,660	10,000	3,000	10,000
100-5-520-4310 Equipment Maintenance	5,189	3,484	17,285	4,500	10,000	4,500
100-5-520-4510 Street Maintenance	17,078	16,622	-	20,000	1,500	20,000
100-5-520-4610 Drainage Maintenance	2,126	8,646	2,038	35,000	1,000	35,000
100-5-520-4910 Park Maintenance	-	20,140	17,059	10,000	10,000	10,000
Total Repair & Maintenance	31,072	56,681	42,042	79,500	25,500	79,500
Debt Service						
100-5-520-5210 Debt Service Interest	-	-	-	-	55,492	-
Total Debt Service	-	-	-	-	55,492	-
Capital Outlay						
100-5-520-6110 Vehicles	10,564	8,268	-	10,100	10,100	10,100
100-5-520-6210 Equipment Major	-	20,264	-	1,100	1,100	-
Total Capital Outlay	10,564	28,532	-	11,200	11,200	10,100
<b>TOTAL STREET MAINTENANCE</b>	<b>356,350</b>	<b>350,514</b>	<b>266,248</b>	<b>420,733</b>	<b>365,961</b>	<b>463,858</b>
<b><u>TRANSFERS OUT - 710</u></b>						
Transfers						
100-5-710-7110 Transfers Out	-	500,000	-	55,492	55,492	89,540
100-5-710-7310 Transfers Out - CIP	575,000	-	-	-	600,000	-
100-5-710-7330 Transfers Out - Equip Repl Fd	20,000	100,000	30,000	-	-	-
Total Transfers	595,000	600,000	30,000	55,492	655,492	89,540
<b>TOTAL TRANSFERS OUT</b>	<b>595,000</b>	<b>600,000</b>	<b>30,000</b>	<b>55,492</b>	<b>655,492</b>	<b>89,540</b>
<b>TOTAL EXPENDITURES</b>	<b>3,988,494</b>	<b>4,172,041</b>	<b>4,329,079</b>	<b>4,537,441</b>	<b>4,940,598</b>	<b>5,296,992</b>
<b>REVENUE LESS EXPENDITURES</b>	<b>6,009</b>	<b>(92,995)</b>	<b>930,553</b>	<b>149,026</b>	<b>137,338</b>	<b>-</b>
<b>BEGINNING FUND BALANCE</b>	<b>2,423,928</b>	<b>2,434,147</b>	<b>2,334,528</b>	<b>3,238,631</b>	<b>3,238,631</b>	<b>3,375,969</b>
			(26,450)			
<b>ENDING FUND BALANCE</b>	<b>2,434,147</b>	<b>2,350,290</b>	<b>3,238,631</b>	<b>3,387,657</b>	<b>3,375,969</b>	<b>3,375,969</b>
<b>NUMBER OF DAYS OF FUND BALANCE</b>	<b>223</b>	<b>206</b>	<b>273</b>	<b>273</b>	<b>249</b>	<b>233</b>
<b>FUND BALANCE PER DAY</b>	<b>10,927</b>	<b>11,430</b>	<b>11,860</b>	<b>12,431</b>	<b>13,536</b>	<b>14,512</b>
Population	3,920	4,040	4,170	4,619	4,619	4,619
Expenditures per Capita	1,017	1,033	1,038	982	1,070	1,147

**TOWN OF ARGYLE  
FY 2022 BUDGET SUMMARY REPORT**

Note: CAFR is the acronym for  
Comprehensive Annual Financial Report

	<u>FY 2018</u>	<u>FY 2019</u>	<u>FY 2020 Actual</u>	<u>FY 2021 Adopted Budget</u>	<u>FY 21 Budget Re-Estimate</u>	<u>FY 2022 Proposed</u>
<b>SPECIAL REVENUE FUNDS</b>						
<b>MUNICIPAL DEVELOPMENT DISTRICT FUND 215</b>						
REVENUES	-	-	-	-	249,322	285,000
EXPENDITURES	-	-	-	-	126,264	416,920
REVENUES OVER/ (UNDER) EXPENDITURES	-	-	-	-	123,058	(131,920)
(EDG CAFR Balance)						
CAFR FUND BALANCE BEGINNING 10/1/2020				1,685,253	1,685,253	1,808,311
PROJECTED FUND BALANCE ENDING 9/30/2022				1,685,253	1,808,311	1,676,391
<b>CRIME CONTROL &amp; PREVENTION FUND 220</b>						
REVENUES	174,968	183,682	233,988	174,662	254,640	227,200
EXPENDITURES	108,370	244,844	208,610	197,234	183,800	200,025
REVENUES OVER/ (UNDER) EXPENDITURES	66,598	(61,162)	25,378	(22,572)	70,840	27,175
CAFR FUND BALANCE BEGINNING 10/1/2020				258,145	258,145	328,985
PROJECTED FUND BALANCE ENDING 9/30/2022				235,573	328,985	356,160
<b>STREET MAINTENANCE SALES TAX FUND 230</b>						
REVENUES	207,083	364,058	477,217	413,224	485,000	453,000
EXPENDITURES	115,181	43,672	130,164	207,678	30,000	187,650
REVENUES OVER/ (UNDER) EXPENDITURES	91,902	320,386	347,053	205,546	455,000	265,350
CAFR FUND BALANCE BEGINNING 10/1/2020				1,192,594	1,192,594	1,647,594
PROJECTED FUND BALANCE ENDING 9/30/2022				1,398,140	1,647,594	1,912,944
<b>BUILDING MAINTENANCE FUND 235</b>						
REVENUES	609	769	395	500	67	50,200
EXPENDITURES	5,948	-	3,100	-	-	50,000
REVENUES OVER/ (UNDER) EXPENDITURES	(5,339)	769	(2,705)	500	67	200
CAFR FUND BALANCE BEGINNING 10/1/2020				27,935	27,935	28,002
PROJECTED FUND BALANCE ENDING 9/30/2022				28,435	28,002	28,202

**TOWN OF ARGYLE  
FY 2022 BUDGET REPORT**

	FY 2018	FY 2019	FY 2020 Actual	FY 2021 Adopted Budget	FY 21 Budget Re-Estimate	FY 2022 Proposed
<b>COURT TECHNOLOGY FUND 240</b>						
REVENUES	10,380	7,851	5,742	4,330	8,324	7,620
EXPENDITURES	8,608	8,750	12,023	8,467	5,616	7,500
REVENUES OVER/ (UNDER) EXPENDITURES	1,772	(898)	(6,281)	(4,137)	2,708	120
CAFR FUND BALANCE BEGINNING 10/1/2020				8,128	8,128	10,836
PROJECTED FUND BALANCE ENDING 9/30/2022				3,991	10,836	10,956
<b>COURT SECURITY FUND 241</b>						
REVENUES	8,189	6,551	6,562	3,735	10,012	7,500
EXPENDITURES	1,995	1,901	356	3,400	23,973	3,700
REVENUES OVER/ (UNDER) EXPENDITURES	6,194	4,651	6,206	335	(13,961)	3,800
CAFR FUND BALANCE BEGINNING 10/1/2020				45,903	45,903	31,942
PROJECTED FUND BALANCE ENDING 9/30/2022				46,238	31,942	35,742
<b>PARKLAND DEDICATION FUND 255</b>						
REVENUES	44,872	67,447	74,046	95,681	126,268	204,665
EXPENDITURES	55,595	-	27,004	35,000	2,616	45,000
REVENUES OVER/ (UNDER) EXPENDITURES	(10,723)	67,447	47,042	60,681	123,652	159,665
CAFR FUND BALANCE BEGINNING 10/1/2020				146,212	146,212	269,864
PROJECTED FUND BALANCE ENDING 9/30/2022				206,893	269,864	429,529
<b>TREE REFORESTATION FUND 256</b>						
REVENUES	864	2,531	170,106	2,950	93,240	2,977
EXPENDITURES	-	-	450	1,500	2,880	3,700
REVENUES OVER/ (UNDER) EXPENDITURES	864	2,531	169,656	1,450	90,360	(723)
CAFR FUND BALANCE BEGINNING 10/1/2020				223,037	223,037	313,397
PROJECTED FUND BALANCE ENDING 9/30/2022				224,487	313,397	312,674

**TOWN OF ARGYLE  
FY 2022 BUDGET REPORT**

	FY 2018	FY 2019	FY 2020 Actual	FY 2021 Adopted Budget	FY 21 Budget Re-Estimate	FY 2022 Proposed
<b>LEOSE TRAINING FUND 260</b>						
REVENUES	1,272	1,405	1,344	1,300	1,667	1,300
EXPENDITURES	-	1,803	1,332	1,200	1,080	1,300
REVENUES OVER/ (UNDER) EXPENDITURES	1,272	(398)	12	100	587	-
CAFR FUND BALANCE BEGINNING 10/1/2020				7,457	7,457	8,044
PROJECTED FUND BALANCE ENDING 9/30/2022				7,557	8,044	8,044
<b>POLICE DONATIONS FUND 265</b>						
REVENUES	4,100	5,260	4,809	4,875	4,443	4,875
EXPENDITURES	6,780	8,094	5,704	6,344	4,675	6,344
REVENUES OVER/ (UNDER) EXPENDITURES	(2,680)	(2,834)	(895)	(1,469)	(232)	(1,469)
CAFR FUND BALANCE BEGINNING 10/1/2020				17,312	17,312	17,080
PROJECTED FUND BALANCE ENDING 9/30/2022				15,843	17,080	15,611
<b>SENIOR CITIZENS ORGANIZATION 270</b>						
REVENUES	3,302	3,254	1,569	2,685	12	2,685
EXPENDITURES	1,736	2,170	1,302	2,600	1,500	2,600
REVENUES OVER/ (UNDER) EXPENDITURES	1,566	1,085	267	85	(1,488)	85
CAFR FUND BALANCE BEGINNING 10/1/2020				5,464	5,464	3,976
PROJECTED FUND BALANCE ENDING 9/30/2022				5,549	3,976	4,061
<b>TAX INCREMENT REINVESTMENT ZONE #1 WATERBROOK 203</b>						
REVENUES	-	12,363	215,992	106,530	477,320	250,000
EXPENDITURES	-	-	115,686	106,530	559,665	250,000
REVENUES OVER/ (UNDER) EXPENDITURES	-	12,363	100,306	-	(82,345)	-
CAFR FUND BALANCE BEGINNING 10/1/2020				147,701	147,701	65,356
PROJECTED FUND BALANCE ENDING 9/30/2022				147,701	65,356	65,356

**TOWN OF ARGYLE  
FY 2022 BUDGET REPORT**

<b>CAPITAL PROJECTS FUNDS</b>	<b>FY 2018</b>	<b>FY 2019</b>	<b>FY 2020 Actual</b>	<b>FY 2021 Adopted Budget</b>	<b>FY 21 Budget Re-Estimate</b>	<b>FY 2022 Proposed</b>	
<b>CAPITAL IMPROVEMENTS FUND - 310</b>							
REVENUES	1,134,162	3,463,390	1,059,387	3,489,600	604,437	26,000	
EXPENDITURES	1,744,576	1,144,171	1,123,708	4,263,600	709,040	770,100	
REVENUES OVER/ (UNDER) EXPENDITURES	(610,414)	2,319,219	(64,322)	(774,000)	(104,603)	(744,100)	
				CAFR FUND BALANCE BEGINNING 10/1/2020	1,949,005	1,949,005	1,844,402
				PROJECTED FUND BALANCE ENDING 9/30/2022	1,175,005	1,844,402	1,100,302
<b>ROADWAY IMPACT FEES FUND - 320</b>							
REVENUES	167,028	265,204	372,051	332,164	413,170	622,746	
EXPENDITURES	-	18,237	1,046,814	-	-	-	
REVENUES OVER/ (UNDER) EXPENDITURES	167,028	246,967	(674,763)	332,164	413,170	622,746	
				CAFR FUND BALANCE BEGINNING 10/1/2020	637,197	637,197	1,050,367
				PROJECTED FUND BALANCE ENDING 9/30/2022 9/30/2	969,361	1,050,367	1,673,113
<b>EQUIPMENT REPLACEMENT FUND - 330</b>							
REVENUES	21,691	168,391	32,344	22,300	529	2,200	
EXPENDITURES	-	36,203	1,930	-	88,511	-	
REVENUES OVER/ (UNDER) EXPENDITURES	21,691	132,187	30,414	22,300	(87,982)	2,200	
				CAFR FUND BALANCE BEGINNING 10/1/2020	280,939	280,939	192,957
				PROJECTED FUND BALANCE ENDING 9/30/2022	303,239	192,957	165,157

**TOWN OF ARGYLE  
FY 2022 BUDGET REPORT**

<b><u>DEBT SERVICE FUND 410</u></b>	<b>FY 2018</b>	<b>FY 2019</b>	<b>FY 2020 Actual</b>	<b>FY 2021 Adopted Budget</b>	<b>FY 21 Budget Re-Estimate</b>	<b>FY 2022 Proposed</b>
REVENUES	626,082	671,250	3,399,115	694,419	637,525	751,914
EXPENDITURES	602,097	658,353	3,436,547	769,795	736,735	750,437
REVENUES OVER/ (UNDER) EXPENDITURES	<u>23,985</u>	<u>12,897</u>	<u>(37,433)</u>	<u>(75,376)</u>	<u>(99,210)</u>	<u>1,477</u>
CAFR FUND BALANCE BEGINNING 10/1/2020				194,146	194,146	94,936
PROJECTED FUND BALANCE ENDING 9/30/2022				118,770	94,936	96,413

**ANNUAL DEBT SERVICE REQUIREMENTS**

	<b>ACTUAL FY 2020-21</b>			<b>PROPOSED FY 2021-22</b>		
	<b>PRINCIPAL</b>	<b>INTEREST</b>	<b>TOTAL</b>	<b>PRINCIPAL</b>	<b>INTEREST</b>	<b>TOTAL</b>
<b>I&amp;S SUPPORTED</b>						
Series 2014 GO Refunding Bonds	60,000	3,224	63,224			
Series 2019 CO-Street Improvements	235,000	94,163	329,163	245,000	82,163	327,163
Series 2019 GO Refunding Bonds	80,000	29,200	109,200	85,000	26,725	111,725
Series 2020 GO Refunding Bonds	205,000	47,959	252,959	215,000	43,990	258,990
Series 2021 CO	-	-	-	-	52,560	52,560
<b>TOTAL I&amp;S SUPPORTED</b>	<u>580,000</u>	<u>174,545</u>	<u>754,545</u>	<u>545,000</u>	<u>205,437</u>	<u>750,437</u>
<b>WASTEWATER SUPPORTED</b>						
Series 2019 GO Refunding Bonds	70,000	28,650	98,650	75,000	26,475	101,475
Series 2021 CO-Sewer Improvements	-	27,354	27,354	75,000	39,444	114,444
<b>TOTAL WASTEWATER SUPPORTED</b>	<u>70,000</u>	<u>56,004</u>	<u>126,004</u>	<u>150,000</u>	<u>65,919</u>	<u>215,919</u>

**TOWN OF ARGYLE  
FY 2022 BUDGET REPORT**

<b>UTILITY FUNDS</b>	<b>FY 2018</b>	<b>FY 2019</b>	<b>FY 2020 Actual</b>	<b>FY 2021 Adopted Budget</b>	<b>FY 21 Budget Re-Estimate</b>	<b>FY 2022 Proposed</b>
<b>WASTEWATER UTILITY OPERATING FUND-710</b>						
REVENUES	1,451,729	2,958,541	841,124	826,720	947,151	1,010,947
EXPENDITURES	402,521	581,376	701,531	826,583	854,109	1,148,667
REVENUES OVER/ (UNDER) EXPENDITURES	<u>1,049,208</u>	<u>2,377,165</u>	<u>139,593</u>	<u>137</u>	<u>93,042</u>	<u>(137,720)</u>
CAFR FUND BALANCE BEGINNING 10/1/2020				5,964,008	5,964,008	6,057,050
PROJECTED FUND BALANCE ENDING 9/30/2022				<b>5,964,145</b>	<b>6,057,050</b>	5,918,330
<b>WASTEWATER CAPITAL PROJECTS FUND 720</b>						
REVENUES	4,316	386,190	2,157	2,008,000	1,998,697	8,000
EXPENDITURES	90,576	165,250	10,429	1,918,920	404,948	941,708
REVENUES OVER/ (UNDER) EXPENDITURES	<u>(86,260)</u>	<u>220,940</u>	<u>(8,273)</u>	<u>89,080</u>	<u>1,593,749</u>	<u>(933,708)</u>
CAFR FUND BALANCE BEGINNING 10/1/2020				(263,145)	(263,145)	1,330,604
PROJECTED FUND BALANCE ENDING 9/30/2022				<b>(174,065)</b>	<b>1,330,604</b>	396,896
<b>WASTEWATER DEVELOPMENT FUND 730</b>						
REVENUES	129,491	240,179	249,142	283,394	704,150	585,298
EXPENDITURES	-	15,619	115,686		477,040	547,832
REVENUES OVER/ (UNDER) EXPENDITURES	<u>129,491</u>	<u>224,561</u>	<u>133,456</u>	<u>283,394</u>	<u>227,110</u>	<u>37,466</u>
CAFR FUND BALANCE BEGINNING 10/1/2020				745,975	745,975	973,085
PROJECTED FUND BALANCE ENDING 9/30/2022				<b>1,029,369</b>	<b>973,085</b>	1,010,551